ardmak



Kaplinler

Couplings

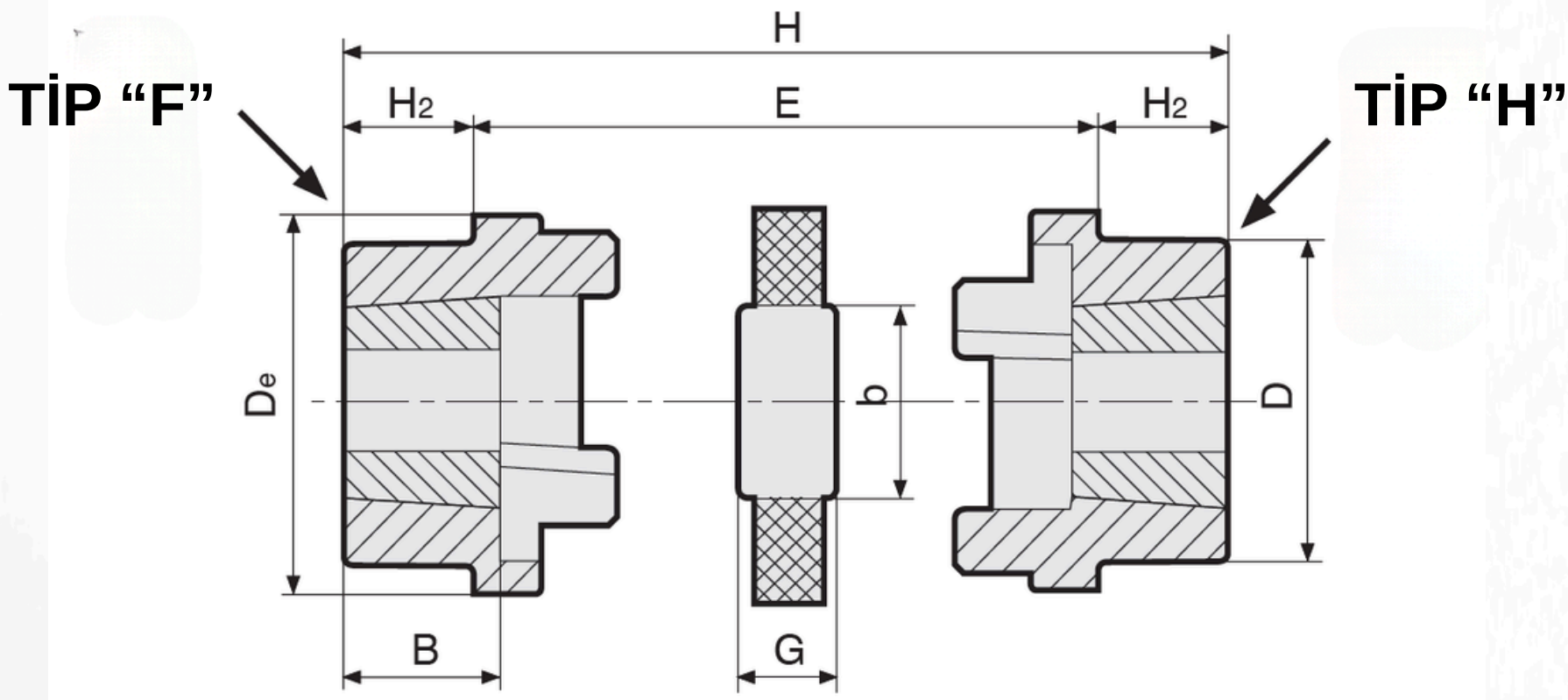



TEKNİK DETAYLAR

Kod (Code)	Burç (Bushes)	MM	De	D	b	E	G	H2	B	H
70-B	1008	25	69	60	31	25	18	20	24	65
90-B	1108	20	85	70	32	31	23	20	24	70
110-B	1610	42	112	100	45	45	29	19	27	82
130-B	1610	42	130	105	50	53	36	18	27	89
150-B	2012	50	150	115	62	60	40	24	34	107
180-B	2517	60	180	125	77	73	49	35	47	142
200-B	3020	75	198	140	88	79	55	37	49	150
230-B	3020	75	225	155	99	86	60	40	53	165
280-B	3525	100	275	206	119	106	75	51	67	208

ardmak

HRC DOLU KAPLİNLER
HRC Solid Couplings

Teknik Detaylar | Technical Details

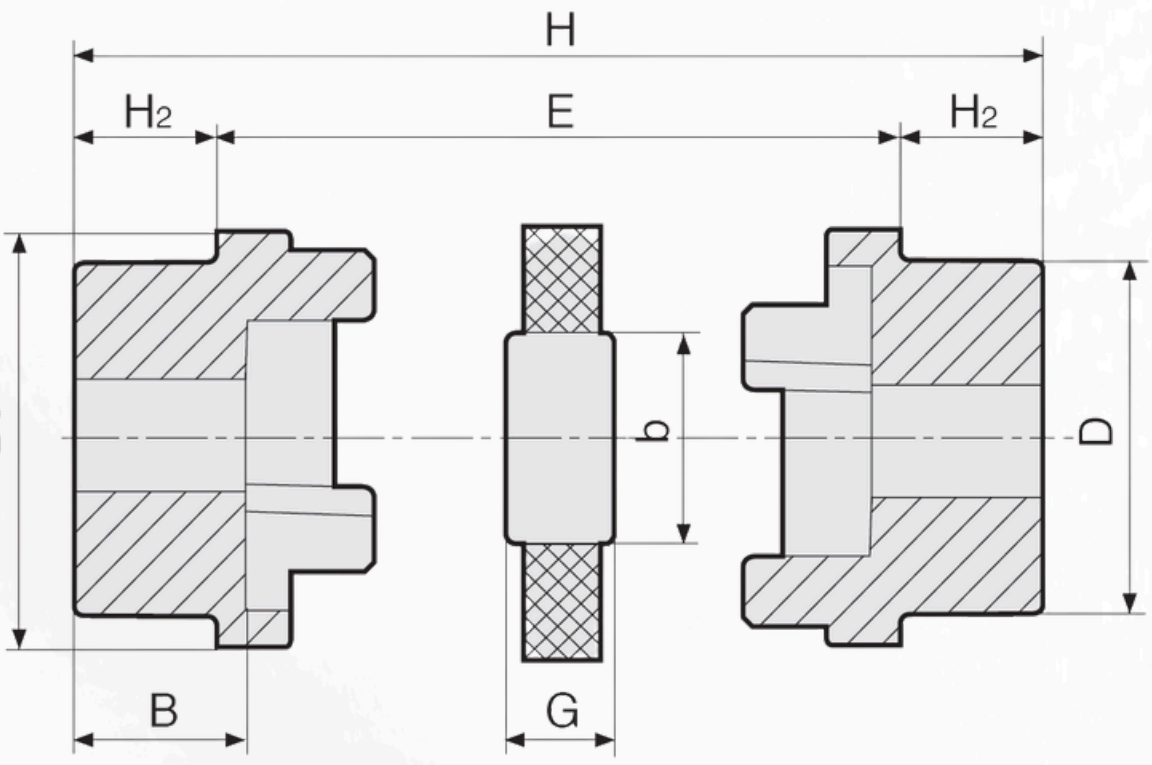





TEKNİK DETAYLAR

Kod (Code)	MM	De	D	b	E	G	H2	B	H
70-P	32	69	60	31	25	18	20	23,5	65
90-P	42	85	70	32	30,5	22,5	26	30	82,5
110-P	55	112	100	45	45	29	37	45	119
130-P	60	130	105	50	53	36	47	55,5	147
150-P	70	150	115	62	60	40	50	60	160
180-P	80	180	125	77	73	49	58	70	189
200-P	90	198	140	88	78,5	55	37	49	150
230-P	100	225	155	99	85,5	59,5	77	90	239,5
280-P	130	275	206	119	105,5	74,5	90	105,5	285,5

BURÇLU PERNOLU KAPLİNLER
Bushed Pin Couplings

Teknik Detaylar — Technical Details

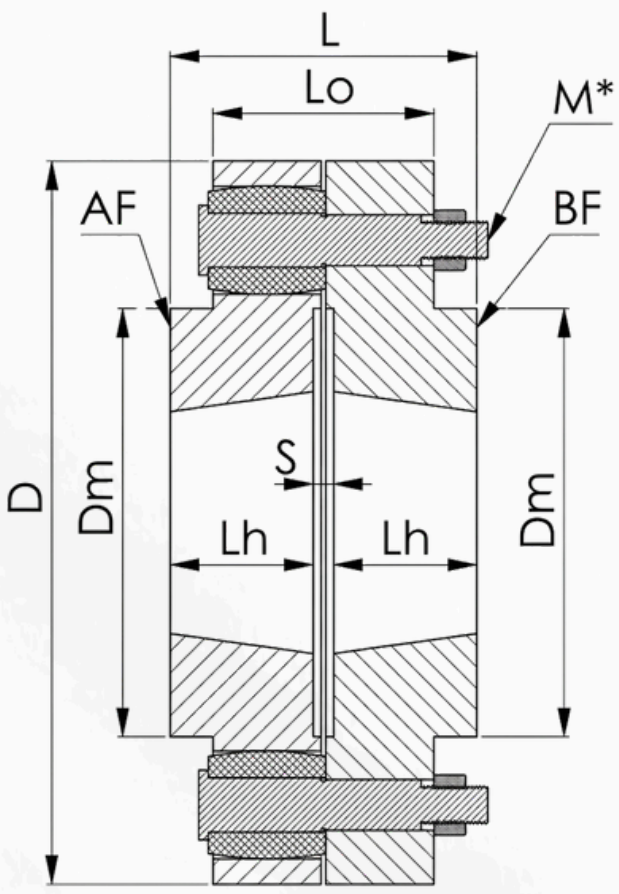

PKB1

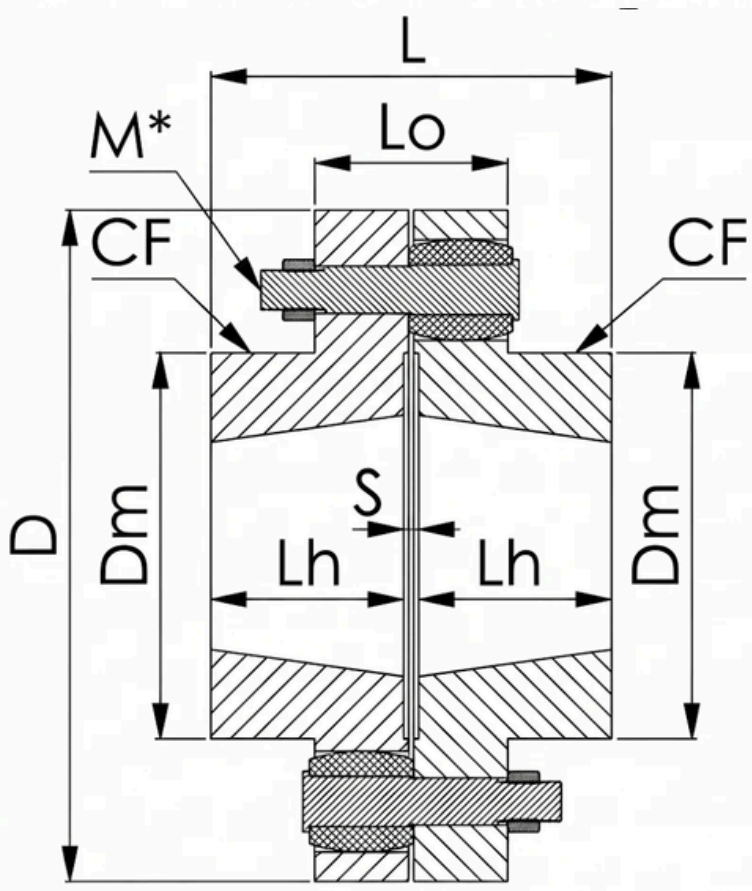

PKB2

TEKNİK DETAYLAR

Kod (Code)	Tip (Type)	stil	Burc	d	d max.	D	L	Lh1	Lh2	Lo	Fa	Fb	Dm-A	Dm-B	S	M*	Malzeme
PK-10-B	pkb1	AF / BF	1008	9	25	88	49	22	22	37	6	6	46	46	5	M6 X 4	C45
PK-11-B	pkb1	AF / BF	1108	9	28	98	49	22	22	37	6	6	52	52	5	M6 X 8	C45
PK-12-B	pkb1	AF / BF	1210	12	32	118	55,5	25	25	55,5	0	0	-	-	5,5	M8 X 8	C45
PK-16-B	pkb1	AF / BF	1610	14	42	148	55,5	25	25	55,5	0	0	-	-	5,5	M8 X 10	C45
PK-20-B	pkb1	AF / BF	2012	18	50	178	69,5	32	32	69,5	0	0	-	-	5,5	M12 X 10	C45
PK-25-B	pkb1	AF / BF	2517	20	60	228	96,5	45	45	69,5	14	14	135	135	6,5	M12 X 12	C45
PK-30-B	pkb1	AF / BF	3020	25	75	252	111	52	52	84	14	14	140	140	7	M18 X 10	C45
PK-35-B	pkb1	AF / BF	3535	35	90	320	187	90	90	84	52	52	170	170	7	M18 X 14	GGG 55**
PK-40-B	pkb1	AF / BF	4040	40	100	360	213	102	102	115	49	49	200	200	9	M24 X 10	GGG 55**
PK-45-B	pkb2	CF / CF	4545	45	110	400	239	115	115	115	62	62	230	230	9	M24 X 16	GGG 55**
PK-50-B	pkb2	CD / CF	5050	50	125	450	271	130	130	119	76	76	260	260	11	M30 X 12	GGG 55**



ardmak

DOLU PERNOLU KAPLİNLER
Solid Pin Couplings

Teknik Detaylar | Technical Details

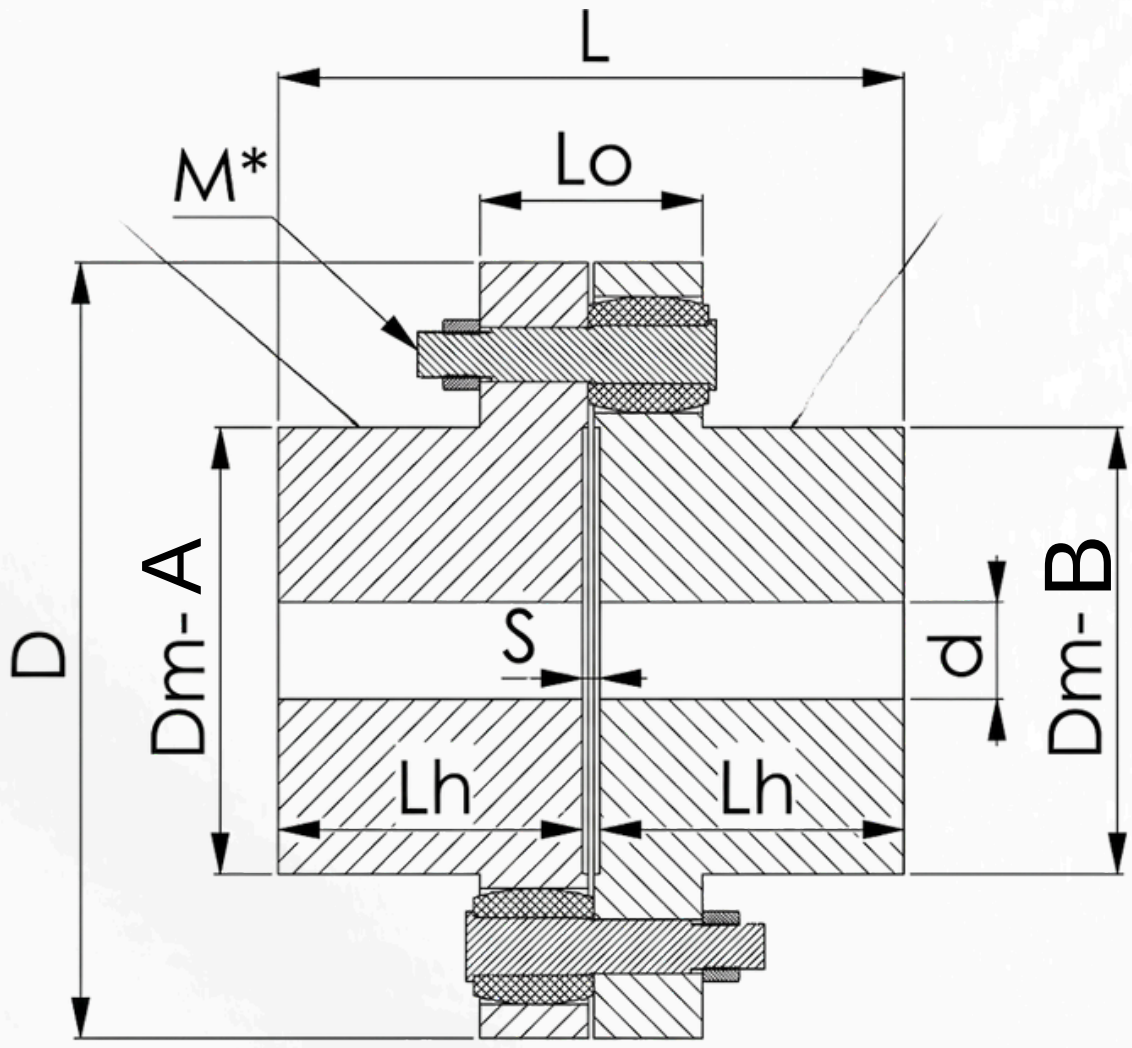



TEKNİK DETAYLAR

Kod (Code)	Tip	Stil	d	d max.	D	L	Lh1	Lh2	Lo	Fa	Fb	Dm-A	Dm-B	S	M*	Malzeme
PK-10-P	pkp1	A/B	8	28 32	88	81	38	38	37	22	22	46	52	5	M6 X 4	C 45
PK-11-P	pkp1	A/B	10	32 38	98	91	43	43	37	27	27	52	60	5	M6 X 8	C 45
PK-12-P	pkp1	A/B	12	38 42	118	101,5	48	48	55,5	23	23	60	68	5,5	M8 X 8	C 45
PK-16-P	pkp1	A/B	16	45 55	148	111,5	53	53	55,5	28	28	76	85	5,5	M8 X 10	C 45
PK-20-P	pkp1	A/B	20	55 65	178	141,5	68	68	69,5	36	36	90	100	5,5	M12 X 10	C 45
PK-25-P	pkp1	A/B	25	90 90	228	181,5	87,5	87,5	69,5	56	56	135	135	6,5	M12 X 12	C 45
PK-30-P	pkp1	A/B	25	95 95	252	202	97,5	97,5	84	59	59	140	140	7	M18 X 10	C 45
PK-35-P	pkp1	A/B	35	110 110	320	252	122,5	122,5	84	84	84	170	170	7	M18 X 14	GGG 55**
PK-40-P	pkp1	A/B	40	130 130	360	283	137	137	115	84	84	200	200	9	M24 X 10	GGG 55**
PK-45-P	pkp2	C / C	50	150	400	323	157	157	115	104	104	230	230	9	M24 X 16	GGG 55**
PK-50-P	pkp2	C / C	60	170	450	363	176	176	119	122	122	260	260	11	M30 X 12	GGG 55**
PK-60-P	pkp2	C / C	60	200	510	403	196	196	119	142	142	300	300	11	M30 X 16	GGG 55**
PK-70-P	pkp2	C / C	70	230	600	484	236	236	158	163	163	340	340	12	M36 X 12	GGG 55**
PK-80-P	pkp2	C / C	70	270	700	524	256	256	158	183	183	410	410	12	M36 X 16	GGG 55**
PK-100-P	pkp2	C / C	80	300	800	587	286,5	286,5	200	193,5	193,5	460	460	14	M42 X 16	GGG 55**
PK-120-P	pkp2	C / C	90	400	1100	704	344	344	200	252	252	620	620	16	M42 X 24	GGG 55**

PLASTİK PERNOLU KAPLİNLER
Plastic Pin Couplings

Teknik Detaylar Technical Details

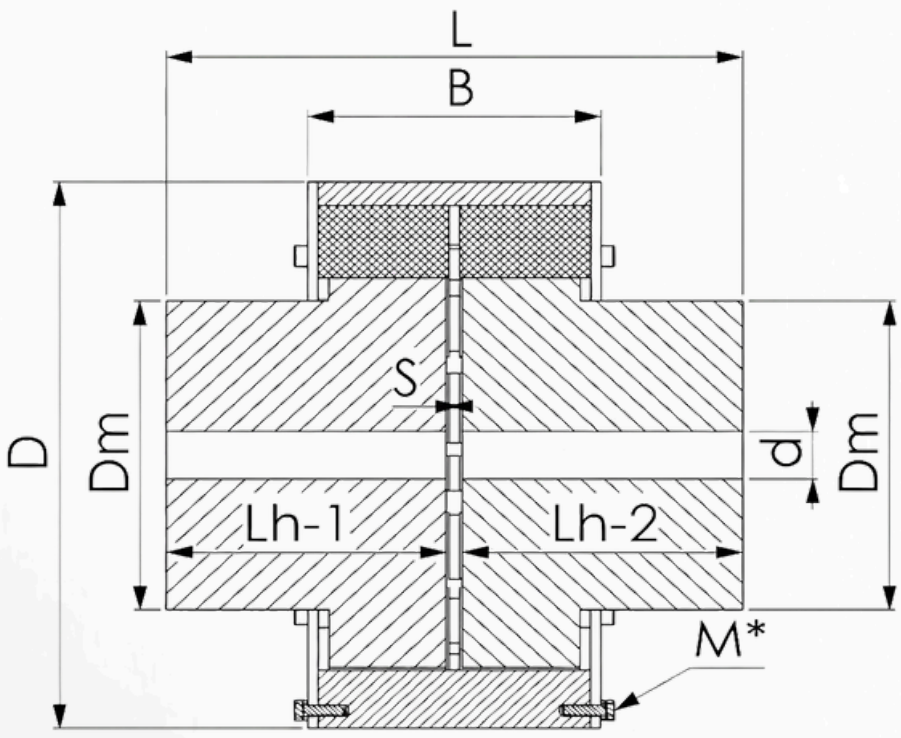



TEKNİK DETAYLAR

Kod (Code	Göbek Stili	d	d max.	D	L	B	Lh-1	Lh-2	Dm	S	Adet (Qty)	M*	Ms [Nm]	J* [10-3.kgm	m* [kg]	Malzeme
PLP-1	J1/J1	10	22	79	57	42	27	27	40	3	4	M4	5,16	0,71	1,24	C 45
PLP-1	J1/Y	10	22	79	82	42	27	52	40	3	4	M4	5,16	0,95	1,47	C 45
PLP-1	Y/Y	10	22	79	107	42	52	52	40	3	4	M4	5,16	1	1,7	C 45
PLP-2	J1/J1	12	30	90	91	50	44	44	50	3	5	M4	5,16	1,94	2,34	C 45
PLP-2	J1/Y	12	30	90	129	50	44	82	50	3	5	M4	5,16	2,12	2,86	C 45
PLP-2	Y/Y	12	30	90	167	50	82	82	50	3	5	M4	5,16	2,3	3,43	C 45
PLP-3	J1/J1	14	40	118	167	65	82	82	65	3	5	M5	102	7,8	6,32	C 45
PLP-3	J1/Y	14	40	118	197	65	82	112	65	3	5	M5	102	8,2	7,06	C 45
PLP-3	Y/Y	14	40	118	227	65	112	112	65	3	5	M5	102	8,61	7,8	C 45
PLP-4	J1/J1	16	55	158	174	90	84	84	90	6	5	M5	102	34,48	1.396	C 45
PLP-4	J1/Y	16	55	158	232	90	84	142	90	6	5	M5	102	37,39	1.675	C 45
PLP-4	Y/Y	16	55	158	290	90	142	142	90	6	5	M5	102	4.030	1.953	C 45
PLP-5	J1/J1	16	80	192	174	90	84	84	120	6	6	M5	102	8.038	2.250	C 45
PLP-5	J1/Y	16	80	192	262	90	84	172	120	6	6	M5	102	9.435	3.013	C 45
PLP-5	Y/Y	16	80	192	350	90	172	172	120	6	6	M5	102	10.832	3.775	C 45
PLP-6	J1/J1	20	85	230	220	112	107	107	130	6	7	M5	102	20.186	3.878	C 45
PLP-6	J1/Y	20	85	230	285	112	107	172	130	6	7	M5	102	21.607	4.535	C 45
PLP-6	Y/Y	20	85	230	350	112	172	172	130	6	7	M5	102	23.028	5.192	C 45
PLP-7	J1/J1	25	100	260	220	112	107	107	160	6	7	M5	102	32.282	5.145	C 45
PLP-7	J1/Y	25	100	260	325	112	107	212	160	6	7	M5	102	38.487	6.752	C 45
PLP-7	Y/Y	25	100	260	430	112	212	212	160	6	7	M5	102	43.754	8.358	C 45
PLP-8	J1/J1	25	125	300	270	128	132	132	190	6	7	M5	102	73.669	8.622	C 45
PLP-8	J1/Y	25	125	300	390	128	132	252	190	6	7	M5	102	85.651	11.229	C 45
PLP-8	Y/Y	25	125	300	510	128	252	252	190	6	7	M5	102	97.613	13.837	C 45
PLP-9	J1/J1	30	150	335	270	150	132	132	220	6	7	M6	1.751	120.642	11.632	C 45
PLP-9	J1/Y	30	150	335	390	150	132	252	220	6	7	M6	1.751	151.637	15.124	C 45
PLP-9	Y/Y	30	150	335	510	150	252	252	220	6	7	M6	1.751	173.156	18.616	C 45

TEKNİK DETAYLAR

Kod (Code)	Göbek Stili (Hub Style)	d	d max.	D	L	B	Lh-1	Lh-2	Dm	S	Adet (Qty)	M*	Ms [Nm]	J* [10-3.kgm2]	m* [kg]	Malzeme (Material)
PLP-10	J1/J1	35	160	355	340	152	167	167	245	6	7	M6	1.751	188.331	15.996	C 45
PLP-10	J1/Y	35	160	355	475	152	167	302	245	6	7	M6	1.751	225.562	20.859	C 45
PLP-10	Y/Y	35	160	355	610	152	302	302	245	6	7	M6	1.751	262.794	25.722	C 45
PLP-11	J1/J1	40	170	380	340	172	167	167	260	6	8	M8	4.231	245.255	18.153	C 45
PLP-11	J1/Y	40	170	380	475	172	167	302	260	6	8	M8	4.231	292.470	23.611	C 45
PLP-11	Y/Y	40	170	380	610	172	302	302	260	6	8	M8	4.231	339.685	29.069	C 45
PLP-12	J1/J1	50	190	445	413	182	202	202	290	9	8	M8	4.231	508.498	28.029	C 45
PLP-12	J1/Y	50	190	445	563	182	202	352	290	9	8	M8	4.231	589.667	35.527	C 45
PLP-12	Y/Y	50	190	445	713	182	352	352	290	9	8	M8	4.231	670.837	43.025	C 45
PLP-13	J1/J1	60	230	515	413	218	202	202	345	9	8	M8	4.231	983.984	40.416	GGG 55**
PLP-13	J1/Y	60	230	515	621	218	202	410	345	9	8	M8	4.231	1.260.966	55.124	GGG 55**
PLP-13	Y/Y	60	230	515	829	218	410	410	345	9	8	M8	4.231	1.486.409	69.832	GGG 55**
PLP-14	J1/J1	70	260	560	493	218	242	242	390	9	9	M10	8.358	1.590.920	55.629	GGG 55**
PLP-14	J1/Y	70	260	560	661	218	242	410	390	9	9	M10	8.358	1.888.231	70.779	GGG 55**
PLP-14	Y/Y	70	260	560	829	218	410	410	390	9	9	M10	8.358	2.185.543	85.928	GGG 55**
PLP-15	J1/J1	80	280	590	573	240	282	282	420	9	9	M10	8.358	2.231.517	71.810	GGG 55**
PLP-15	J1/Y	80	280	590	761	240	282	470	420	9	9	M10	8.358	2.678.898	91.389	GGG 55**
PLP-15	Y/Y	80	280	590	949	240	470	470	420	9	9	M10	8.358	3.126.279	110.968	GGG 55**
PLP-16	J1/J1	100	320	695	576	265	282	282	490	12	10	M10	8.358	4.636.748	102.441	GGG 55**
PLP-16	J1/Y	100	320	695	844	265	282	550	490	12	10	M10	8.358	5.817.774	140.218	GGG 55**
PLP-16	Y/Y	100	320	695	1112	265	550	550	490	12	10	M10	8.358	6.998.801	177.996	GGG 55**
PLP-17	J1/J1	120	360	770	672	285	330	330	550	12	10	M10	8.358	7.989.810	145.483	GGG 55**
PLP-17	J1/Y	120	360	770	892	285	330	550	550	12	10	M10	8.358	9.527.904	184.312	GGG 55**
PLP-17	Y/Y	120	360	770	1112	285	550	550	550	12	10	M10	8.358	11.065.997	223.140	GGG 55**
PLP-18	J1/J1	150	400	860	678	300	330	330	605	18	10	M12	14.317	12.032.055	178.607	GGG 55**
PLP-18	J1/Y	150	400	860	998	300	330	650	605	18	10	M12	14.317	15.752.485	245.949	GGG 55**
PLP-18	Y/Y	150	400	860	1318	300	650	650	605	18	10	M12	14.317	19.023.043	313.293	GGG 55**
PLP-19	J1/J1	160	450	970	778	322	380	380	695	18	10	M12	14.317	23.145.679	265.328	GGG 55**
PLP-19	J1/Y	160	450	970	1048	322	380	650	695	18	10	M12	14.317	28.110.992	340.988	GGG 55**
PLP-19	Y/Y	160	450	970	1318	322	650	650	695	18	10	M12	14.317	32.921.333	416.648	GGG 55**

BURÇLU FLEX ELASTİK KAPLİNLER
Bushed Flex Elastic Coupling

Teknik Detaylar Technical Details

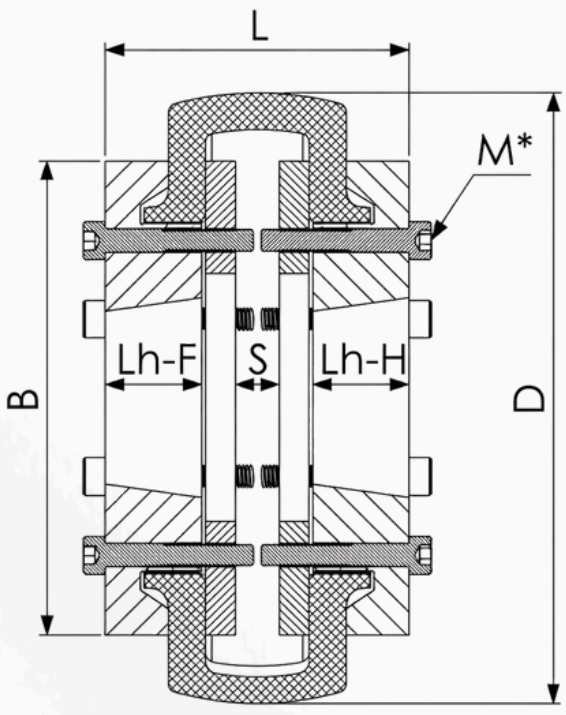

TKB1

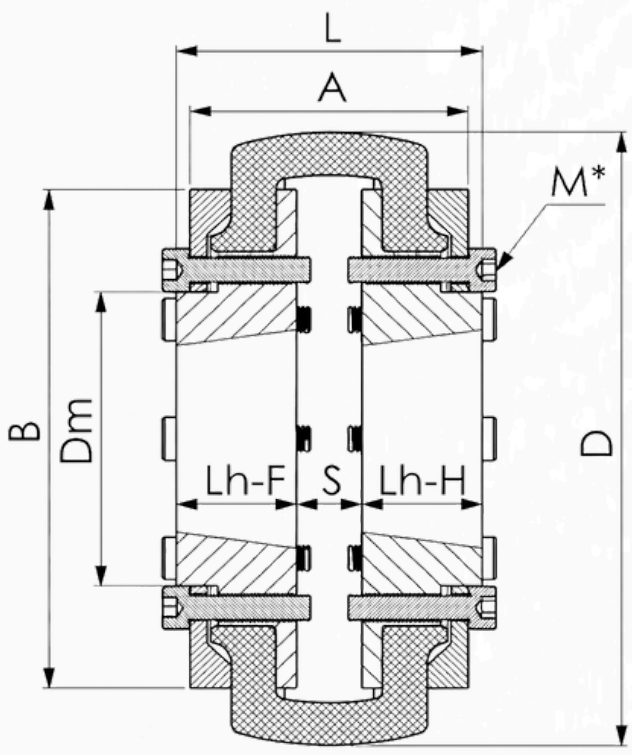

TKB2



TEKNİK DETAYLAR

KOD CODE	TİP TYPE	Stil	Burç 1	Max Bore	Burç 2	Max Bore	d min	d max	D	L	FF	HH	Lh 1	Lh 2	A	B	D m	S	M*	Malz. Matrl
F40-B	tkb1	F H	1008	25	1008	25	9	25	105	66	-	-	22	22	-	84	-	9	M5x 4	C 45
F50-B	tkb1	F H	1210	30	1210	30	12	30	133	78	-	-	26	26	-	108	-	11	M6x 4	C 45
F60-B	tkb1	F H	1610	42	1610	42	14	42	165	82	-	-	26	26	-	128	-	12	M6x 6	C 45
F70-B	tkb2	F H	2012	50	2012	50	18	50	187	83	-	-	32	32	81	152	90	19	M8x 8	C 45
F80-B	tkb2	F H	2517	60	2012	50	20 18	60	213	100HH 105FH 110FF	110	100	40 45	40 45	100	177	98	20	M10 x8	C 45
F100-B	tkb2	F H	2517	60	2517	60	20	60	254	118	-	-	45	45	114	218	118	28	M12 x8	C 45
F110-B	tkb2	F H	3020	75	3020	75	25	75	279	126	-	-	52	52	118	238	132	22	M14 x8	C 45
F120-B	tkb2	F H	3020	75	3020	75	25	75	314	130	-	-	52	52	126	264	155	26	M16 x8	C 45
F140-B	tkb2	F H	3535	90	3535	90	35	90	359	191	-	-	90	90	135	318	172	11	M20 x6	GGG 55**
F180-B	tkb2	F H	4040	100	4040	100	40	100	450	224	-	-	102	102	183	390	212	20	M20 x10	GGG 55**
F200-B	tkb2	F H	4545	110	4545	110	45	110	508	244	-	-	115	115	202	442	252	14	M20 x10	GGG 55**

DOLU FLEX ELASTİK KAPLİNLER
Solid Flex Elastic Coupling

Teknik Detaylar Technical Details

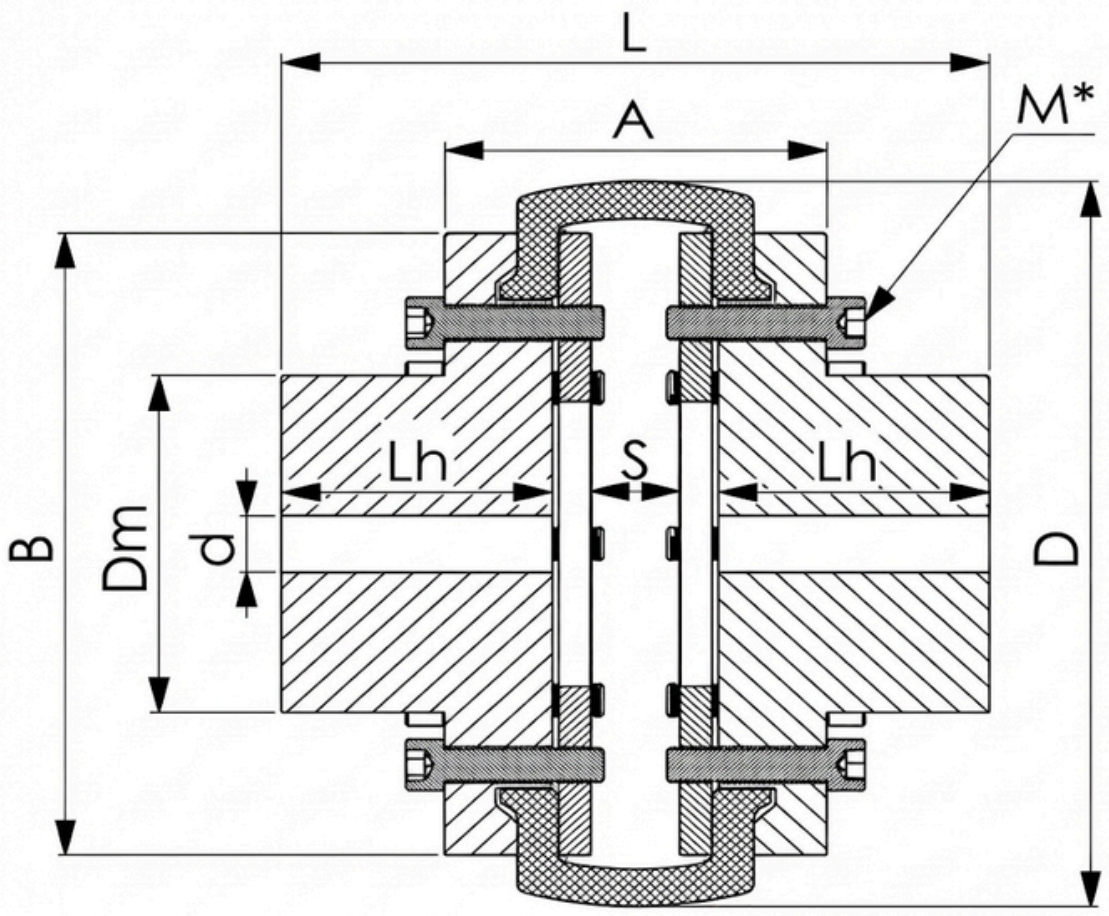



TEKNİK DETAYLAR

KOD CODE	TİP TYPE	Stil	d min	d max	D	L	Lh1	Lh2	A	B	Dm	S	M*	MALZEME MATER
F40-P	tkd	1	10	22	105	82	30	30	66	84	41	9	M5x4	C 45
F50-P	tkd	1	10	30	133	98	36	36	78	108	50	11	M6x4	C 45
F60-P	tkd	1	15	45	165	110	40	40	82	128	71	16	M6x6	C 45
F70-P	tkd	2	15	50	187	135	50	50	89	152	80	15	M8x8	C 45
F80-P	tkd	2	18	60	213	158	56	56	98	177	94	20	M10x8	C 45
F100-P	tkd	2	25	75	254	182	65	65	120	218	118	28	M12x8	C 45
F110-P	tkd	2	25	80	279	210	75	75	136	238	126	22	M14x8	C 45
F120-P	tkd	2	30	95	314	223	81	81	138	264	152	20	M16x8	C 45
F140-P	tkd	2	35	100	359	337	140	140	135	318	157	15	M20x6	GGG 55**
F180-P	tkd	2	50	140	450	503	210	210	183	390	216	34	M20x10	GGG 55**
F200-P	tkd	2	60	160	508	642	280	280	202	442	246	24	M20x10	GGG 55**

ardmak

YILDIZ KAPLİNLER
Star Coupling

Teknik Detaylar | Technical Details

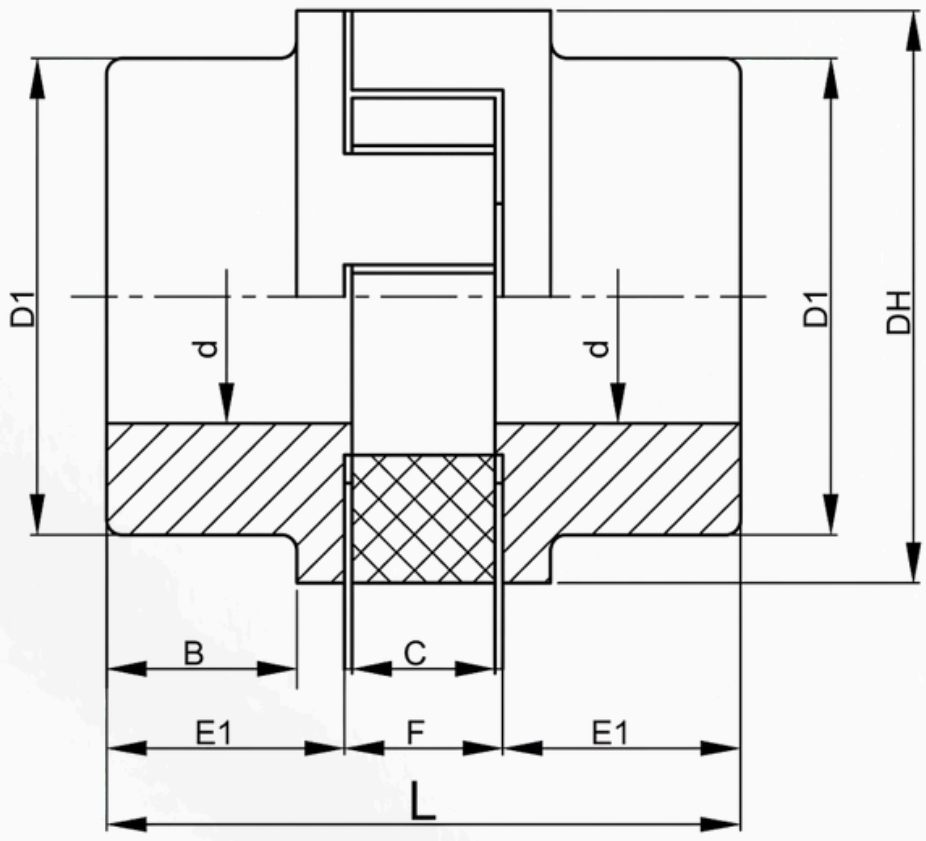



TEKNİK DETAYLAR

KOD	DH	D1	E1	B	C	F	L	KG
YK-065	65	51	40	29	17	18	91	2
YK-080	80	58	51	39	19	20	121	2,5
YK-095	95	71	47	37	18	20	115	3,5
YK-110	110	85	57	46	25	26	140	6
YK-125	125	100	64	50	30	31	157	9
YK-140	140	104	62	50	33	35	158	9,5
YK-160	160	123	74	62	39	41	188	16
YK-180	180	131	73	56	43	45	189	20
YK-200	200	132	78	61	45	43	200	23
YK-225	225	153	95	77	44	47	233	34
YK-250	250	157	94	76	46	49	237	39

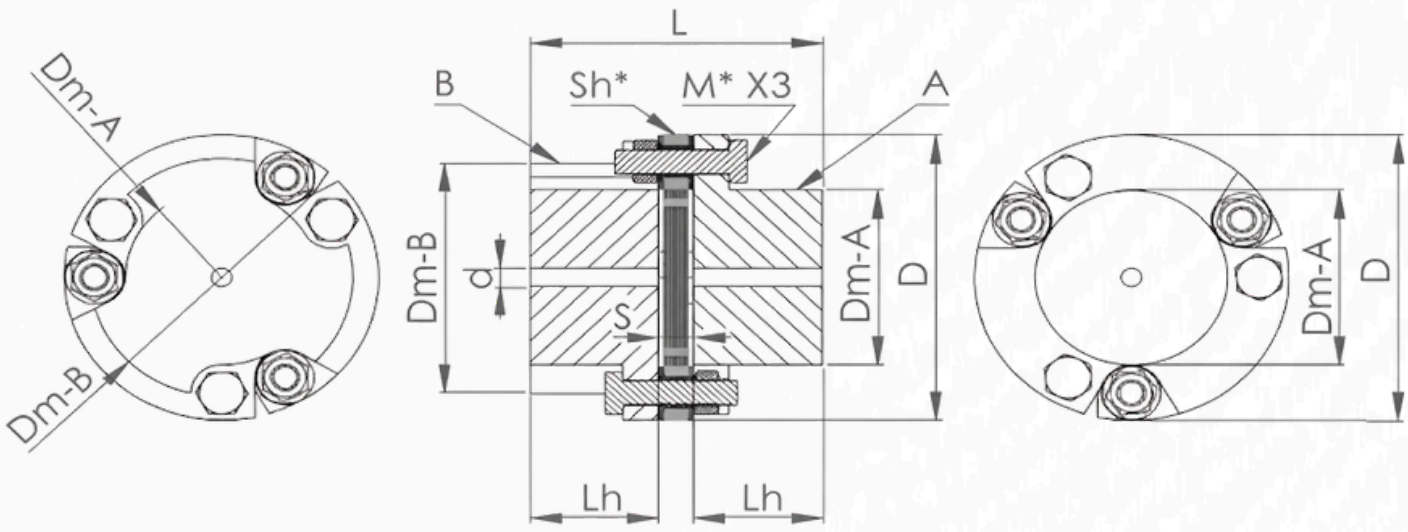

dik1

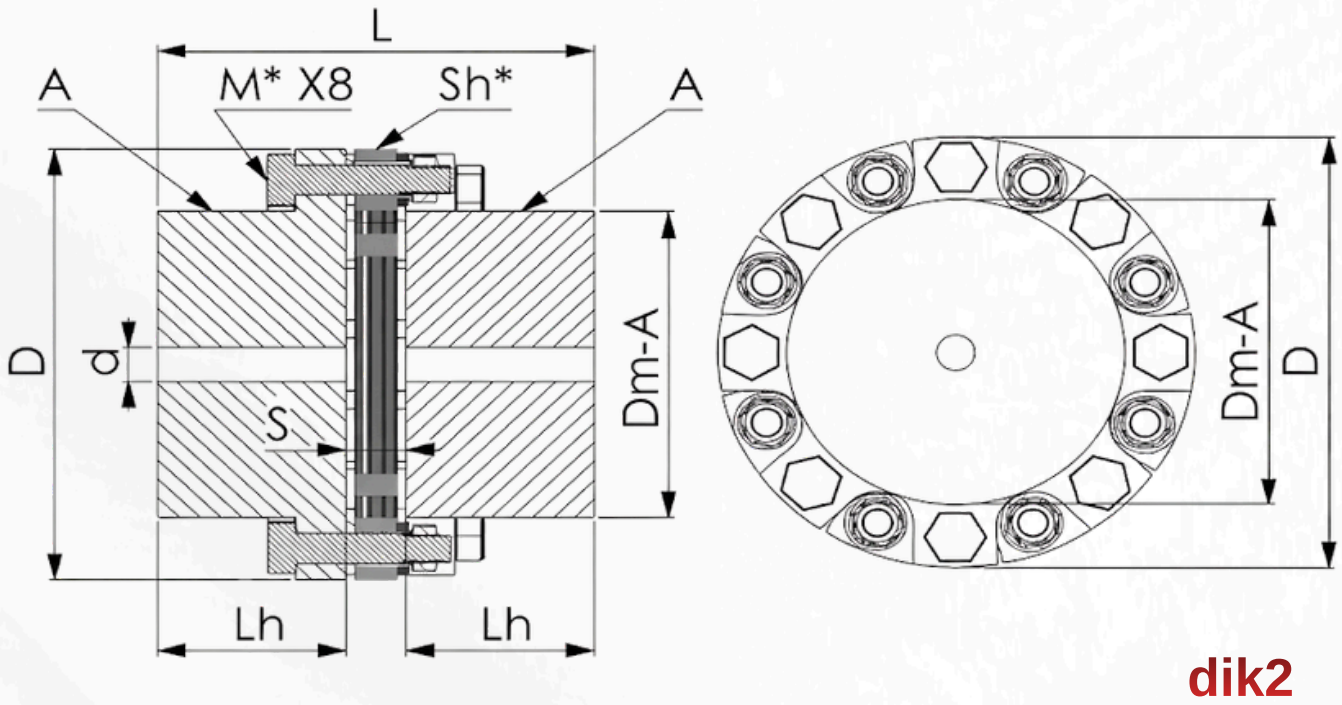

dik2

TEKNİK DETAYLAR

Kod (Code)	Tip	Stil	d min	d max	D	L	Lh1	Lh2	Dm-a	Dm-b	S	Sh	M*	Takım	A	B
CD-47-A / A	dik1	A	6	16	47	37	16	16	29	29	5	6x0,5	M4X3	A / A	A	B
CD-57-A / A	dik1	A	6	22	57	55	24	24	38	48	7	8x0,5	M4X3	A / A	A	B
CD-57-A / B	dik1	B	6	32	57	55	24	24	38	48	7	8x0,5	M4X3	A / B	A	B
CD-57-B / B	dik1	B	6	32	57	55	24	24	38	48	7	8x0,5	M4X3	B / B	A	B
CD-66-A / A	dik1	A	6	24	66	61,5	27	27	42	55	7,5	9x0,5	M5X3	A / A	A	B
CD-66-A / B	dik1	B	6	35	66	61,5	27	27	42	55	7,5	9x0,5	M5X3	A / B	A	B
CD-66-B / B	dik1	B	6	35	66	61,5	27	27	42	55	7,5	9x0,5	M5X3	B / B	A	B
CD-76-A / A	dik1	A	8	28	76	74	32	32	48	64	10	12x0,5	M6X3	A / A	A	B
CD-76-A / B	dik1	B	8	40	76	74	32	32	48	64	10	12x0,5	M6X3	A / B	A	B
CD-76-B / B	dik1	B	8	40	76	74	32	32	48	64	10	12x0,5	M6X3	B / B	A	B
CD-95-A / A	dik1	A	10	32	95	83	36	36	56	79	11	14x0,5	M8X3	A / A	A	B
CD-95-A / B	dik1	B	10	48	95	83	36	36	56	79	11	14x0,5	M8X3	A / B	A	B
CD-95-B / B	dik1	B	10	48	95	83	36	36	56	79	11	14x0,5	M8X3	B / B	A	B
CD-114-A / A	dik1	A	12	45	114	99	43	43	71	95	13	8x1	M8X3	A / A	A	B
CD-114-A / B	dik1	B	12	60	114	99	43	43	71	95	13	8x1	M8X3	A / B	A	B
CD-114-B / B	dik1	B	12	60	114	99	43	43	71	95	13	8x1	M8X3	B / B	A	B
CD-133-A / A	dik1	A	16	55	133	114	50	50	83	111	14	9x1	M12X3	A / A	A	B
CD-133-A / B	dik1	B	16	70	133	114	50	50	83	111	14	9x1	M12X3	A / B	A	B
CD-133-B / B	dik1	B	16	70	133	114	50	50	83	111	14	9x1	M12X3	B / B	A	B

TEKNİK DETAYLAR

Kod (Code)	Tip	Stil	d min	d max	D	L	Lh1	Lh2	Dm-a	Dm-b	S	Sh	M*	Takım	A	B
CD-152-A / A	dik1	A	18	60	152	141	62	62	93	127	17	11x1	M14X3	A / A	A	B
CD-152-A / B	dik1	B	18	75	152	141	62	62	93	127	17	11x1	M14X3	A / B	A	B
CD-152-B / B	dik1	B	18	75	152	141	62	62	93	127	17	11x1	M14X3	B / B	A	B
CD-172-A / A	dik1	A	20	65	172	160	70	70	102	143	20	12x1	M16X3	A / A	A	B
CD-172-A / B	dik1	B	20	85	172	160	70	70	102	143	20	12x1	M16X3	A / B	A	B
CD-172-B / B	dik1	B	20	85	172	160	70	70	102	143	20	12x1	M16X3	B / B	A	B
CD-197-A / A	dik1	A	25	75	197	183	80	80	116	164	23	15x1	M18X3	A / A	A	B
CD-197-A / B	dik1	B	25	95	197	183	80	80	116	164	23	15x1	M18X3	A / B	A	B
CD-197-B / B	dik1	B	25	95	197	183	80	80	116	164	23	15x1	M18X3	B / B	A	B
CD-229-A / A	dik1	A	25	90	229	220	95	95	137	191	30	20x1	M20X3	A / A	A	B
CD-229-A / B	dik1	B	25	105	229	220	95	95	137	191	30	20x1	M20X3	A / B	A	B
CD-229-B / B	dik1	B	25	105	229	220	95	95	137	191	30	20x1	M20X3	B / B	A	B
CD-267-A / A	dik1	A	30	100	267	253	108	108	155	222	37	25x1	M24X3	A / A	A	B
CD-267-A / B	dik1	B	30	120	267	253	108	108	155	222	37	25x1	M24X3	A / B	A	B
CD-267-B / B	dik1	B	30	120	267	253	108	108	155	222	37	25x1	M24X3	B / B	A	B
CD-305-A / A	dik2	A	35	140	305	281	121	121	216	216	39	18x1,5	M20X8	A / A	A	B
CD-395-A / A	dik2	A	50	180	395	394	174	174	272	272	46	17x2	M27X8	A / A	A	B
CD-440-A / A	dik2	A	60	200	440	510	230	230	300	300	50	19x2	M30X8	A / A	A	B
CD-490-A / A	dik2	A	60	230	490	562	255	255	340	340	52	16x2,5	M33X8	A / A	A	B
CD-560-A / A	dik2	A	70	260	560	644	295	295	386	386	54	14x3	M36X8	A / A	A	B

ardmak

GEK KAPLİNLER
GEK Couplings

Teknik Detaylar Technical Details

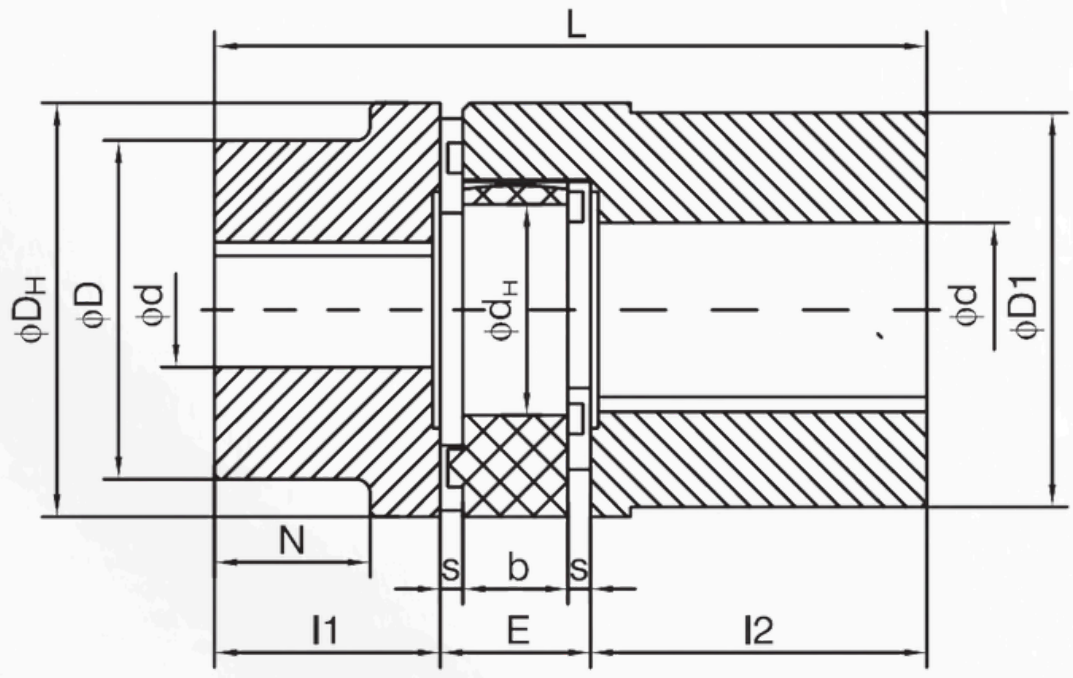



TEKNİK DETAYLAR

Kod (Code)	Nm	d max.	L	l1	l2	E	b	s	DH	D	D1	Dh
GEK-19	17	25	90	37	37	16	12	2	40	40	40	18
GEK-24	60	35	118	50	50	18	14	2	55	55	55	27
GEK-28	180	40	140	60	60	20	15	2,5	65	65	65	30
GEK-38	325	48	164	70	70	24	18	3	80	80	80	38
GEK-42	450	55	176	75	75	26	20	3	95	95	95	46
GEK-48	525	62	188	80	80	28	21	3,5	105	105	105	51
GEK-55	685	74	210	90	90	30	22	4	120	120	120	60
GEK-65	940	80	235	100	100	35	26	4,5	135	135	135	68
GEK-75	1920	95	260	110	110	40	30	5	160	160	160	80
GEK-90	3600	110	295	125	125	45	34	5,5	200	200	200	100

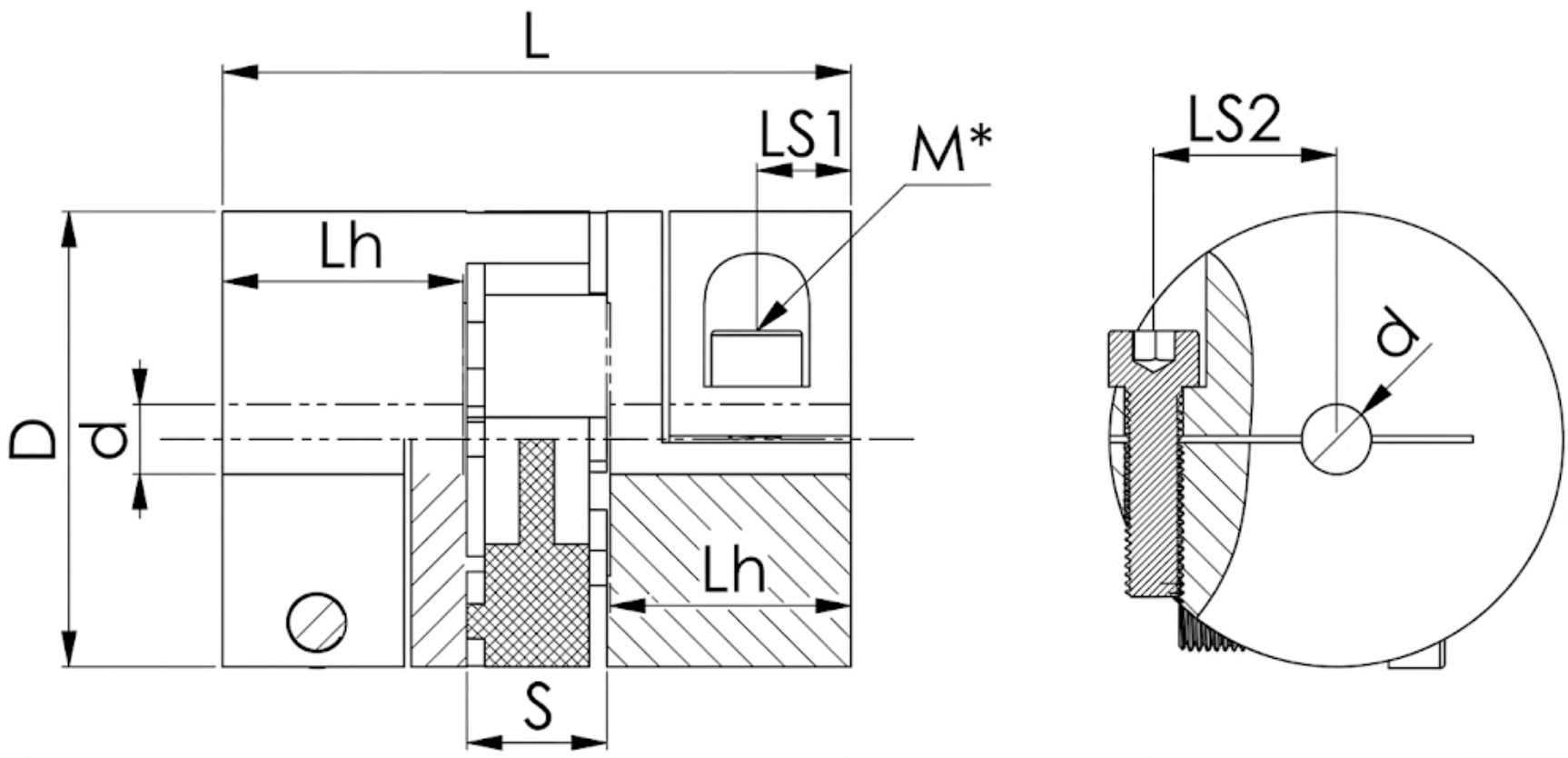

TEKNİK DETAYLAR

Kod (Code)	d	d max.	D	L	LS1	LS2	S	M*
RK-09	4	9	20	30	5	7,3	10	M3
RK-14	6	14	30	35	5	11	13	M3
RK-19	8	19	40	66	11	14,5	16	M6
RK-24	10	24	55	78	10,5	20	18	M6
RK-28	10	28	65	90	11	24,5	20	M8
RK-38	15	38	80	114	15,5	30	24	M8
RK-42	22	42	95	126	18	32,5	26	M10



DK KAPLİNLER
DK Couplings

Teknik Detaylar Technical Details

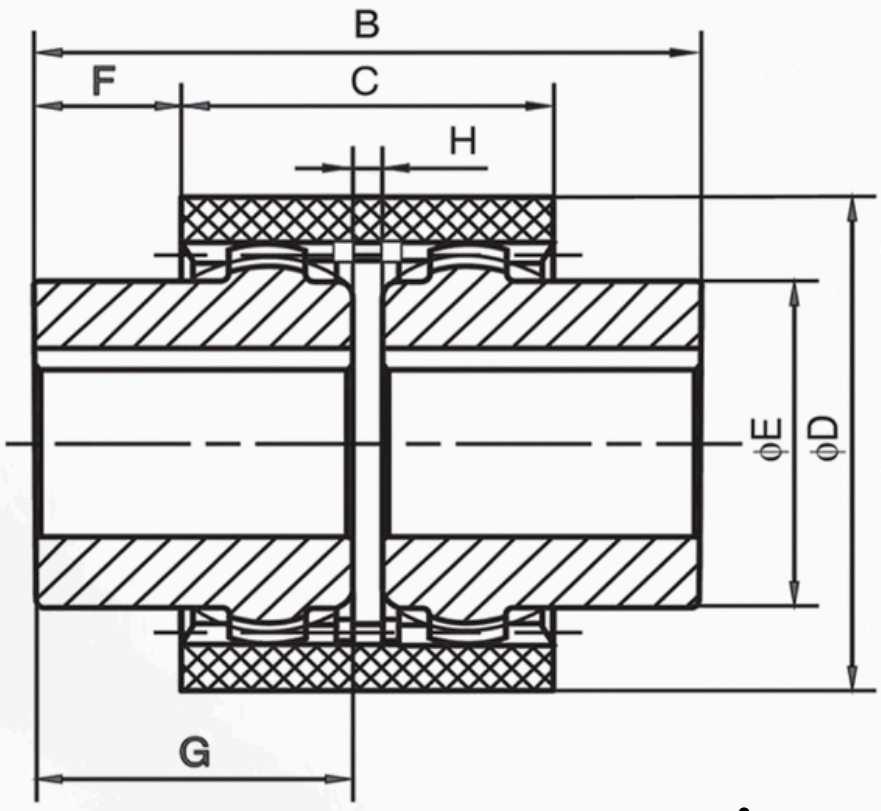



TEKNİK DETAYLAR

Kod (Code)	B	F	ØD	ØE	G	C	H	Mil Çapı max.Bore (mm)	(Kw)	(Kg)	Tip (Type)
DK-14	48	10	40	24	24	28	2	14	0,25-0,37	0,1	DKK1
DK-24	56	9,5	53	36	28	37	2	24	1,1-1,5	0,5	DKK1
DK-28	84	22	67	44	40	40	2	28	2,2-4	1	DKK1
DK-32	85	21	76	50	40	43	2	32	4-5,5	1,4	DKK1
DK-38	85	19	84	58	42	47	2	38	5,5-7,5	1,9	DKK1
DK-42	89	21	88	60	42	47	2	42	42309	2,3	DKK1
DK-48	97	25	99	68	47	47	2	48	18,5-22	2,9	DKK1
DK-55	116	29	121	85	55	58	2	55	30	5,3	DKK1
DK-60	140	36	138	91	68	68	2	60	37-45	7,8	DKK1

DK Kaplinler

İki adet aynı yapıda çelik disli ve bir adet poliamid kovandan olusur. Hidrolik pompalarda en sık kullanılan kaplin çeşitlerindendir. Sık disleri sayesinde büyük montaj kolaylığı sağlar. Çalışma esnasında olusabilecek bir arıza ve sıkısma durumunda elastik parça kırılarak sigorta görevi yapar, sistem durur. Kaplinin diğer parçalarına zarar gelmez. Vibrasyona uygun değildir, poliamid kovan sert yapıdadır ve vibrasyonu motora iletir.

ROTEX KAPLİNLER
Rotex Coupling

Teknik Detaylar — Technical Details

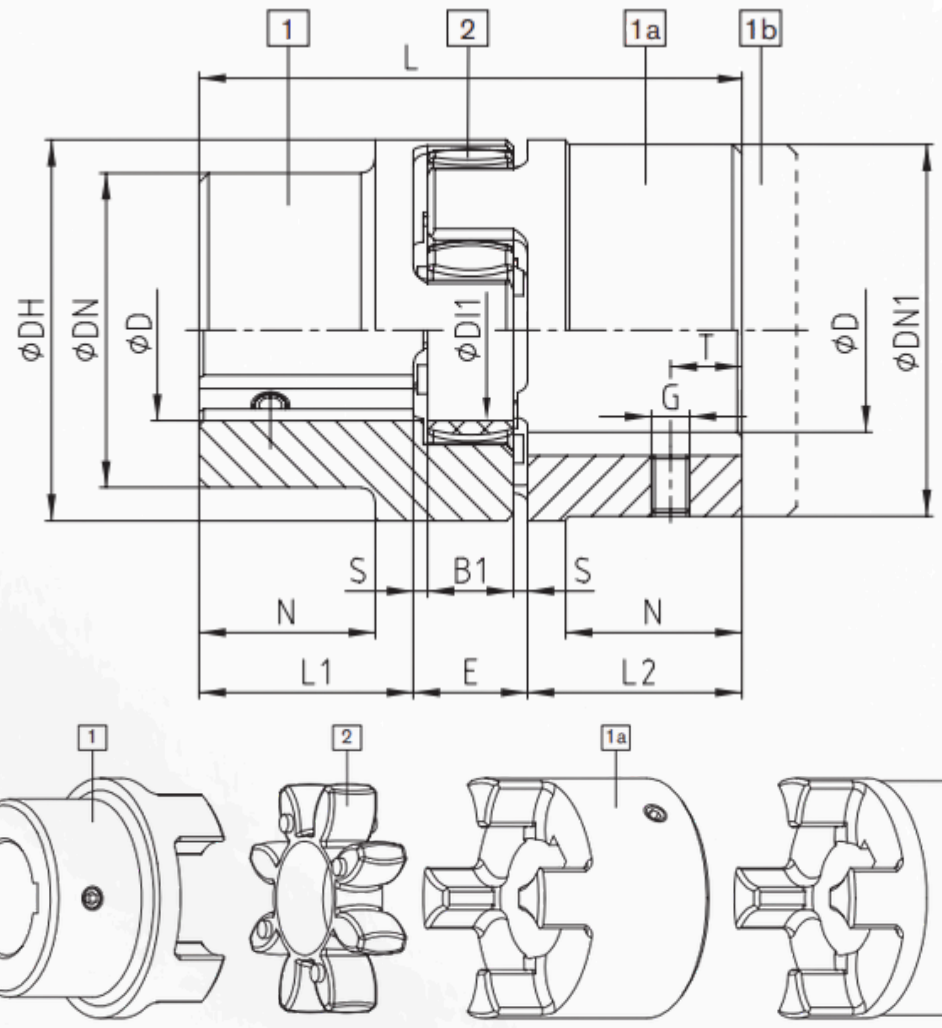



TEKNİK DETAYLAR

Kod (Code)	Bileşen (Component)	Dmin.	Dmax.	L	L1	L2	E	B1	S	DH	DI1	DN	DN1	N	G	T	TA [Nm]
RK-14	1a+1b	0	16	35	11	11	13	10	1,5	30	10	30	30	-	M4	5	1,5
		0	16	50	18,5	18,5	13	10	1,5	30	10	30	30	-	M4	5	1,5
RK-19	1a+1b	0	25	66	25	25	16	12	2	40	18	40	40	-	M5	10	2
		0	25	90	37	37	16	12	2	40	18	40	40	-	M5	10	2
RK-24	1a+1b	0	35	78	30	30	18	14	2	55	27	55	55	-	M5	10	2
		0	35	118	50	50	18	14	2	55	27	55	55	-	M5	10	2
RK-28	1a+1b	0	40	90	35	35	20	15	2,5	65	30	65	65	-	M8	15	10
		0	40	140	60	60	20	15	2,5	65	30	65	65	-	M8	15	10
RK-38	1+1b	0	48	114	45	45	24	18	3	80	38	70	80	27	M8	15	10
		0	48	164	70	70	24	18	3	80	38	80	80	-	M8	15	10
RK-42	1+1b	0	55	126	50	50	26	20	3	95	46	85	95	28	M8	20	10
		0	55	176	75	75	26	20	3	95	46	95	95	-	M8	20	10
RK-48	1+1b	0	62	140	56	56	28	21	3,5	105	51	95	105	32	M8	20	10
		0	62	188	80	80	28	21	3,5	105	51	105	105	-	M8	20	10
RK-55	1+1b	0	75	160	65	65	30	22	4	120	60	110	120	37	M10	20	17
		0	75	210	90	90	30	22	4	120	60	120	120	-	M10	20	17
RK-65	1+1b	0	80	185	75	75	35	26	4,5	135	68	115	135	47	M10	20	17
		0	80	235	100	100	35	26	4,5	135	68	135	135	-	M10	20	17
RK-75	1+1b	0	95	210	85	85	40	30	5	160	80	135	160	53	M10	25	17
		0	95	260	110	110	40	30	5	160	80	160	160	-	M10	25	17
RK-90	1+1b	0	110	245	100	100	45	34	5,5	200	100	160	200	62	M12	30	40
		0	110	295	125	125	45	34	5,5	200	100	200	200	-	M12	30	40
RK-100	1	0	115	270	110	110	50	38	6	225	113	180	225	89	M12	30	40
RK-110	1	0	125	295	120	120	55	42	6,5	290	127	200	290	96	M16	35	80
RK-125	1	60	145	340	140	140	60	46	7	290	147	230	290	112	M16	40	80
RK-140	1	60	160	375	155	155	65	50	7,5	320	165	255	320	124	M20	45	140
RK-160	1	80	185	425	175	175	75	57	9	370	190	290	370	140	M20	50	140
RK-180	1	85	200	475	195	195	85	64	10,5	420	220	325	420	156	M20	50	140

ardmak



www.ardmakina.com
ard@ardmakina.com
0332 248 64 60