ardmak



Mil Kamaları

Shaft Keys

MİL KAMALARI
Shaft Keys

Teknik Detaylar | Technical Details

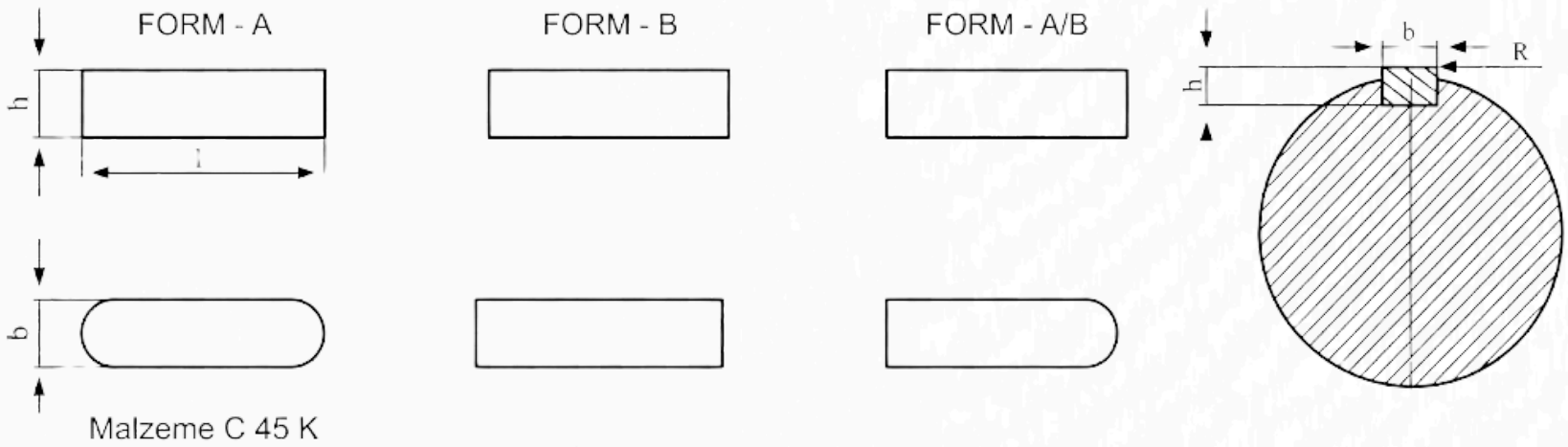

Malzeme C 45 K

TEKNİK DETAYLAR

Mil Çapı (d) Min-Max.	b x h	t1	t2	Tolerans t1-t2	Boy (Size) Min-Max
.8 - 10	3 x 3	1,8	1,4	0,1	6 - 36
.10 - 12	4 x 4	2,5	1,8		8 - 45
12 - 17	5 x 5	3	2,3		10 - 56
17 - 22	6 x 6	3,5	2,8		14 - 70
22 - 30	8 x 7	4	3,3	0,2	18 - 90
30 - 38	10 x 8	5	3,3		20 - 110
38 - 44	12 x 8	5	3,3		28 - 140
44 - 50	14 x 9	5,5	3,8		36 - 160
50 - 58	16 x 10	6	4,3		45 - 180
58 - 65	18 x 11	7	4,4		50 - 200
65 - 75	20 x 12	7,5	4,9		56 - 220
75 - 85	22 x 14	9	5,4		63 - 250
85 - 95	25 x 14	9	5,4		70 - 280
95 - 110	28 x 16	10	6,4		80 - 320
110 - 130	32 x 18	11	7,4		90 - 360

Ölçüler mm olarak verilmiştir.

Toleranslar: Mil kanalı (b) : Sıkı geçme P9, Boşluk geçme N9

Göbek Kanalı (b) : Sıkı geçme P9, Boşluk geçme Js9

Boy basamakları (l): 6, 8, 10, 12, 14, 16, 18, 20, 22, 25, 28, 32, 36, 40, 45, 50, 56, 63, 70, 80, 90, 100, 110, 125, 140, 160, 180, 200, 220, 250, 280, 320, 360, 400 mm.



YARIM AY KAMALAR
Woodruff Keys

Teknik Detaylar Technical Details

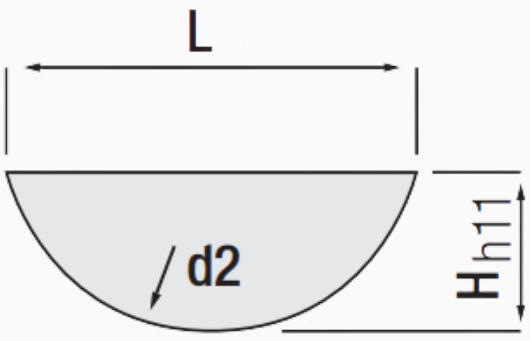

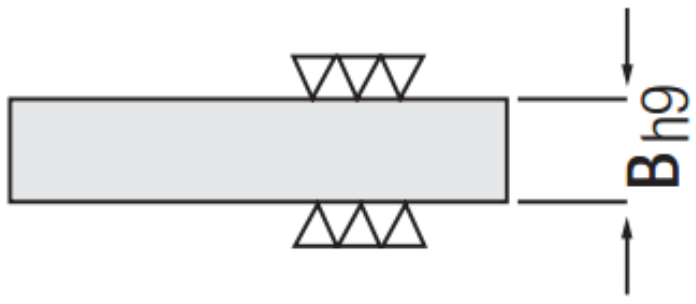

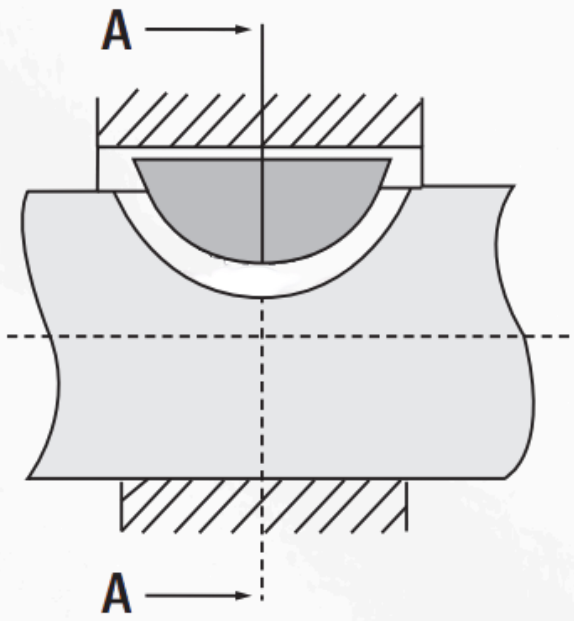



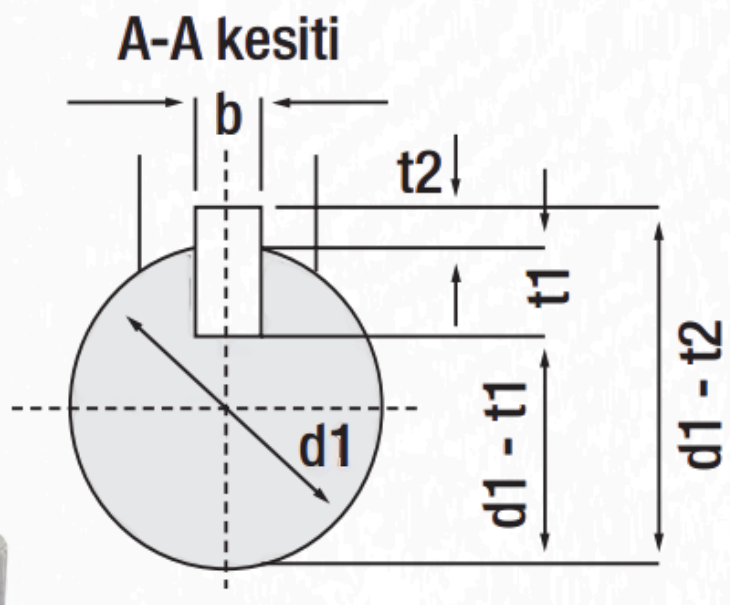



TEKNİK DETAYLAR

Kod (Code)	B (mm)	H (mm)	L (mm)	d2 (mm)	d1		R	
					min.	max.	min.	max.
3-5	3	5	12,65	13	8	10	0,16	0,25
4-5	4	5	12,65	13	10	12	0,16	0,25
3-6,5	3	6,50	15,72	16	8	10	0,16	0,25
4-6,5	4	6,50	15,72	16	10	12	0,16	0,25
5-6,5	5	6,50	15,72	16	12	17	0,16	0,25
4-7,5	4	7,50	18,57	19	10	12	0,25	0,40
5-7,5	5	7,50	18,57	19	12	17	0,25	0,40
6-7,5	6	7,50	18,57	19	17	22	0,25	0,40
5,-9	5	9	21,63	22	12	17	0,25	0,40
6-9	6	9	21,63	22	17	22	0,25	0,40
8-9	8	9	21,63	22	22	30	0,25	0,40
6-11	6	11	27,35	28	17	22	0,25	0,40
8-11	8	11	27,35	28	22	30	0,25	0,40
10-11	10	11	27,35	28	30	38	0,25	0,40

Malzeme: CK45 Yüzey Pürüzlülüğü: Ra 0.36 - Rt. 2.6 Çekme Dayanımı (N / mm2): 850

Akma Dayanımı (N / mm2): 750

ardmak



www.ardmakina.com
ard@ardmakina.com
0332 248 64 60