ardmak

L



Burçlu Triger Dişliler

Bushed Timing Belt Pulleys

www.ardmakina.com

BURÇLU TRİGER DİŞLİLER
Bushed Timing Belt Pulleys

L HATVELİ TRİGER DİŞLİLER — L Timing Belt Pulleys

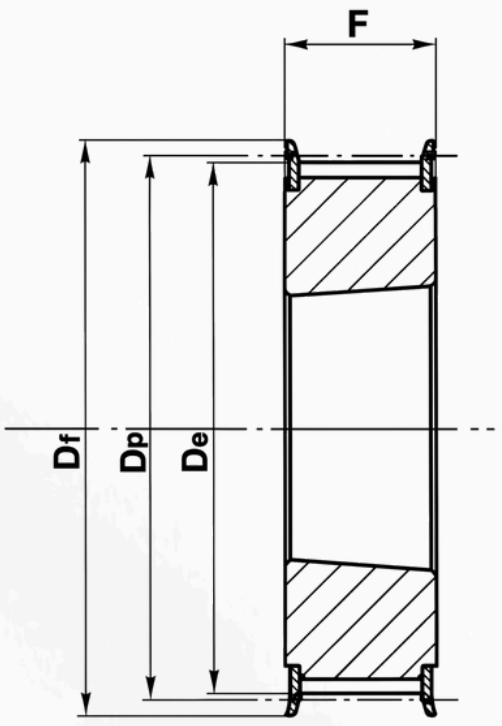

3F

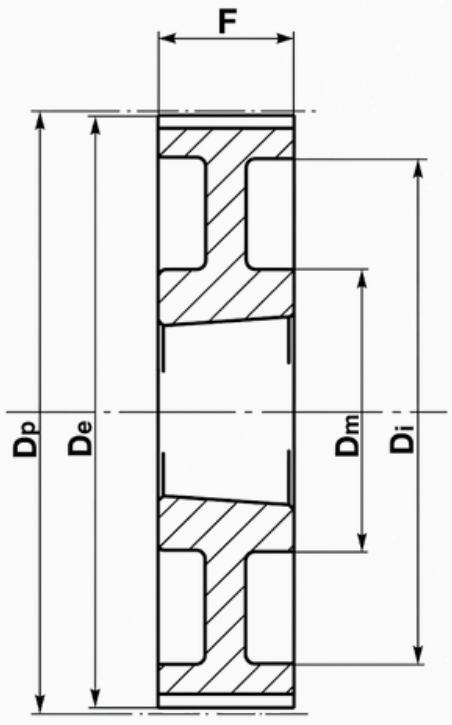

3W

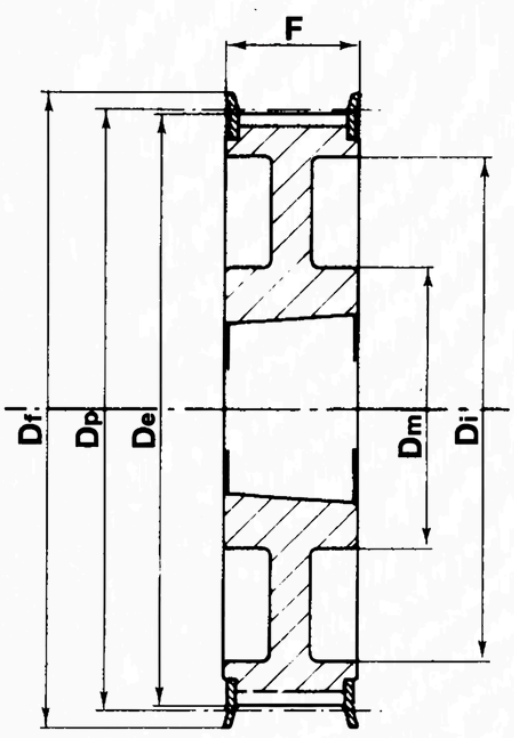

3WF

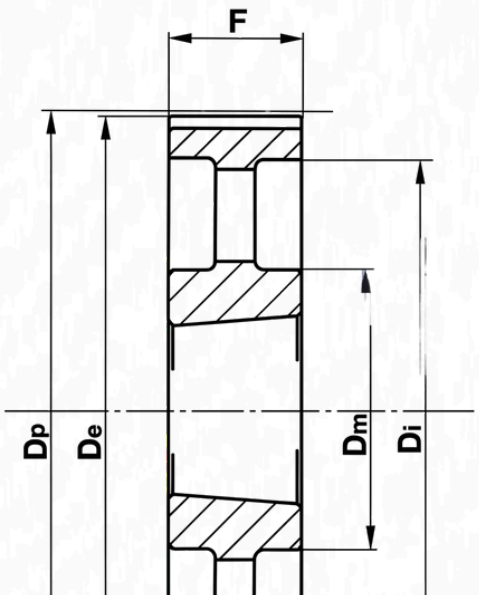

3A

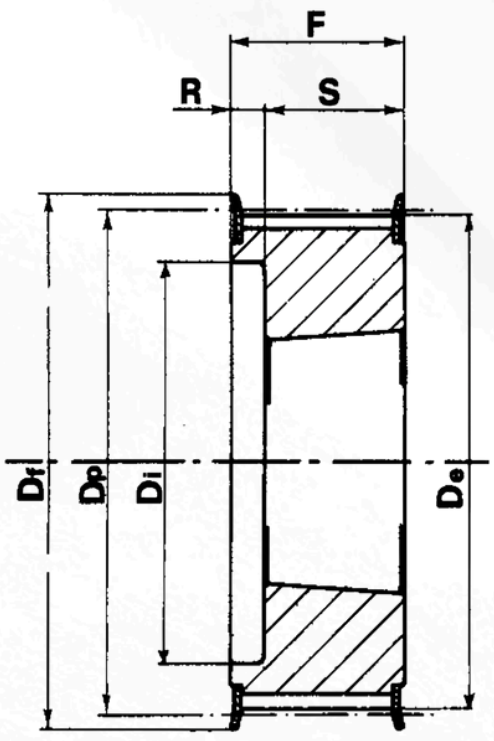

5F

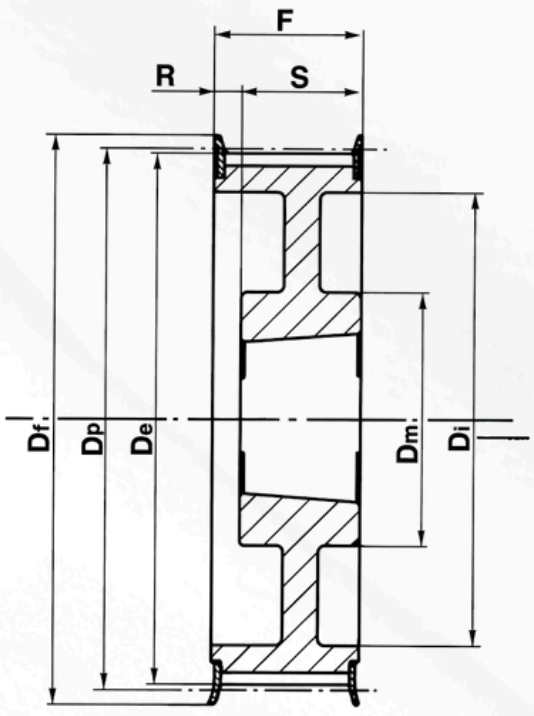

5WF

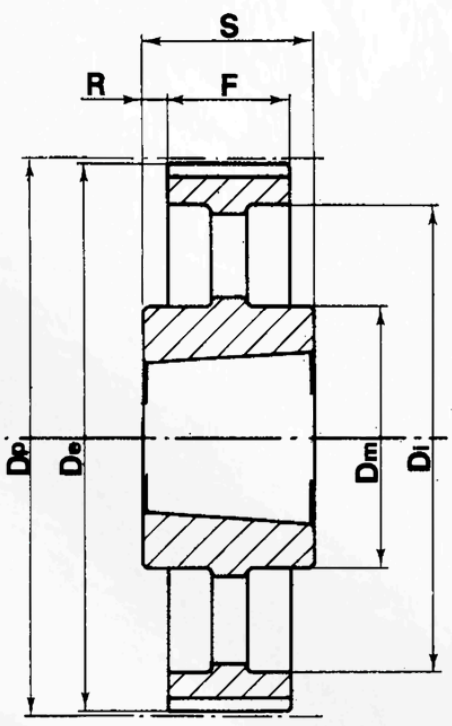

7A

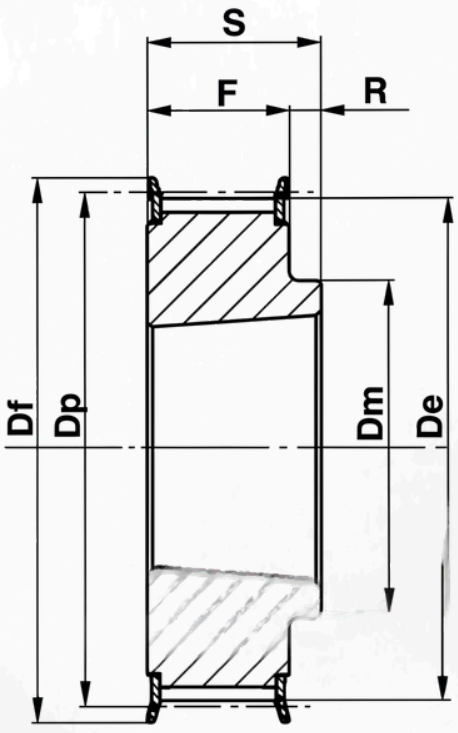

8F

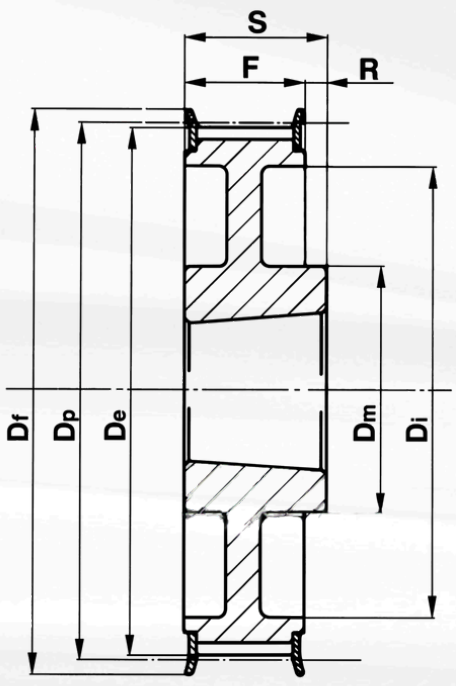

8WF

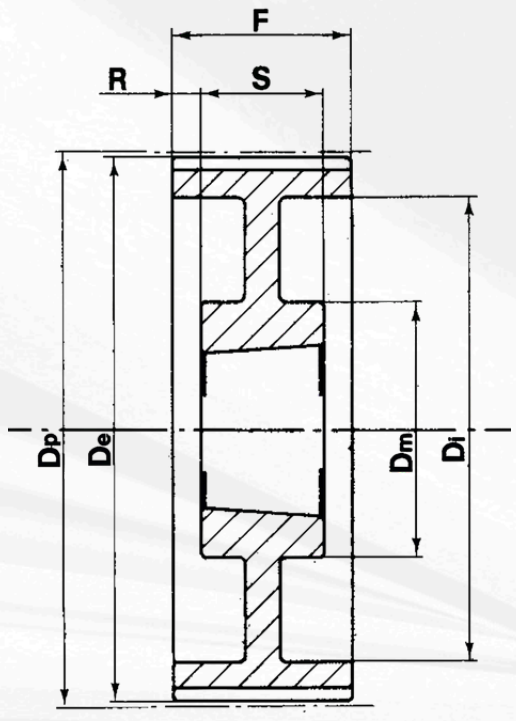

9W

GÜÇ DEVİR TABLOSU

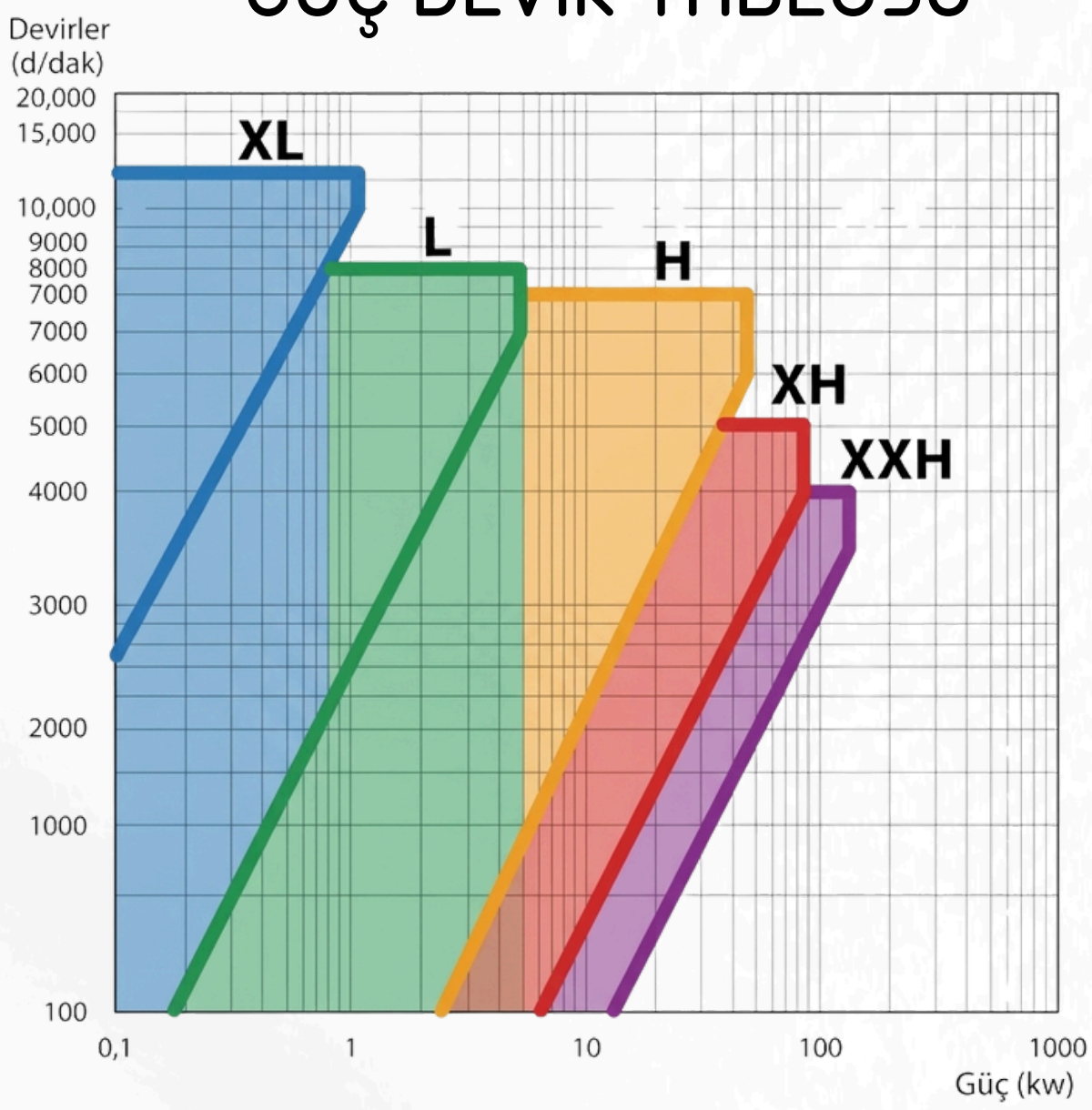

L-075

Kod (Code)	Tip (Type)	Flanş (Flange)	Burç (bush)	Max. Delik (Bore)	Dp	De	Df	Dm	Di	F	S	R
18 L 050	8F	F22	1108	28	54,57	53,81	60	45	—	19	22	3
19 L 050	8F	F24	1108	28	57,61	56,84	64	45	—	19	22	3
20 L 050	8F	F25	1108	28	60,64	59,88	66	48	—	19	22	3
21 L 050	8F	F26	1108	28	63,67	62,91	70	48	—	19	22	3
22 L 050	8F	F27	1108	28	66,7	65,94	75	51	—	19	22	3
23 L 050	8F	F28	1108	28	69,73	68,97	79	54	—	19	22	3
24 L 050	8F	F28	1108	28	72,77	72	79	54	—	19	22	3
25 L 050	8F	F29	1108	28	75,8	75,04	83	56	—	19	22	3
26 L 050	8F	F30	1108	28	78,83	78,07	87	60	—	19	22	3
27 L 050	8F	F30	1108	28	81,86	81,1	87	62	—	19	22	3
28 L 050	8F	F31	1108	28	84,89	84,13	91	65	—	19	22	3
30 L 050	8F	F33	1108	28	90,96	90,2	97	70	—	19	22	3
32 L 050	8F	F34	1108	28	97,02	96,26	102	74	—	19	22	3
36 L 050	8F	F37	1108	28	109,15	108,39	115	85	—	19	22	3
40 L 050	8F	F40	1610	42	121,28	120,51	128	88	—	19	25	3
44 L 050	8WF	F45	1610	42	133,4	132,64	142	88	110	19	25	6
48 L 050	8WF	F48	1610	42	145,53	144,77	150	88	120	19	25	6
60 L 050	7W	—	1610	42	181,91	181,15	—	92	166	19	25	6
72 L 050	7A	—	1610	42	218,3	217,53	—	92	202	19	25	6
84 L 050	7A	—	1610	42	254,68	253,9	—	92	236	19	25	6
96 L 050	7A	—	2012	50	291,06	290,3	—	106	270	19	32	13
120 L 050	7A	—	2012	50	363,83	363,07	—	106	343	19	32	13

BURÇLU TRİGER DİŞLİLER
Bushed Timing Belt Pulleys

L HATVELİ TRİGER DİŞLİLER — L Timing Belt Pulleys

L-075

Kod (Code)	Tip (Type)	Flanş (Flange)	Burç (bush)	Max. Delik (Bore)	Dp	De	Df	Dm	Di	F	S	R
18 L 075	3F	F22	1108	28	54,57	53,81	60	—	—	25	25	—
19 L 075	3F	F24	1108	28	57,61	56,84	64	—	—	25	25	—
20 L 075	3F	F25	1108	28	60,64	59,88	66	—	—	25	25	—
21 L 075	3F	F26	1108	28	63,67	62,91	70	—	—	25	25	—
22 L 075	3F	F27	1108	28	66,7	65,94	75	—	—	25	25	—
23 L 075	3F	F28	1108	28	69,73	68,97	79	—	—	25	25	—
24 L 075	3F	F28	1108	28	72,77	72	79	—	—	25	25	—
25 L 075	3F	F29	1108	28	75,8	75,04	83	—	—	25	25	—
26 L 075	3F	F30	1108	28	78,83	78,07	87	—	—	25	25	—
27 L 075	3F	F30	1108	28	81,86	81,1	87	—	—	25	25	—
28 L 075	3F	F31	1108	28	84,89	84,13	91	—	—	25	25	—
30 L 075	3F	F33	1108	28	90,96	90,2	97	—	—	25	25	—
32 L 075	3F	F34	1108	28	97,02	96,26	102	—	—	25	25	—
36 L 075	3F	F37	1610	42	109,15	108,39	115	—	—	25	25	—
40 L 075	3F	F40	1610	42	121,28	120,51	128	—	—	25	25	—
44 L 075	3WF	F45	1610	42	133,4	132,64	142	90	110	25	25	—
48 L 075	3WF	F48	1610	42	145,53	144,77	150	92	120	25	25	—
60 L 075	3W	—	1610	42	181,91	181,15	—	92	166	25	25	—
72 L 075	3A	—	1610	42	218,3	217,53	—	92	202	25	25	—
84 L 075	7A	—	2012	50	254,68	253,9	—	92	236	25	32	3,5
96 L 075	7A	—	2012	50	291,06	290,3	—	106	270	25	32	3,5

L Burçlu Triger Dişliler

L Hatveli burçlu triger dişliler çeşitli ölçülerde imal edilebilmektedir. İçerisine takılan konik burçla istenilen mil çapına göre kolayca monte ve demonte edilebilir. Ayrıca delik işleme kama kanalı açma gibi işlemler yapılmaz. Salgısız ve balanssız olarak monte edilebilir.

BURÇLU TRİGER DİŞLİLER
Bushed Timing Belt Pulleys

L HATVELİ TRİGER DİŞLİLER — L Timing Belt Pulleys

L-100

Kod (Code)	Tip (Type)	Flanş (Flange)	Burç (bush)	Max. Delik (Bore)	Dp	De	Df	Dm	Di	F	S	R
18 L 100	5F	F22	1108	28	54,57	53,81	60	—	38	31	22	9
19 L 100	5F	F24	1108	28	57,61	56,84	64	—	38	31	22	9
20 L 100	5F	F25	1108	28	60,64	59,88	66	—	45	31	22	9
21 L 100	5F	F26	1108	28	63,67	62,91	70	—	45	31	22	9
22 L 100	5F	F27	1108	28	66,7	65,94	75	—	48	31	22	9
23 L 100	5F	F28	1108	28	69,73	68,97	79	—	52	32	22	10
24 L 100	5F	F28	1108	28	72,77	72	79	—	52	32	22	10
25 L 100	5F	F29	1108	28	75,8	75,04	83	—	54	32	22	10
26 L 100	5F	F30	1108	28	78,83	78,07	87	—	60	32	22	10
27 L 100	5F	F30	1108	28	81,86	81,1	87	—	60	32	22	10
28 L 100	5F	F31	1108	28	84,89	84,13	91	—	65	32	22	10
30 L 100	5F	F33	1210	32	90,96	90,2	97	—	71	32	25	7
32 L 100	5F	F34	1210	32	97,02	96,26	102	—	75	32	25	7
36 L 100	5F	F37	1610	42	109,15	108,39	115	—	86	32	25	7
40 L 100	5F	F40	1610	42	121,28	120,51	128	—	96	32	25	7
44 L 100	5WF	F45	1610	42	133,4	132,64	142	90	110	32	25	7
48 L 100	5WF	F48	1610	42	145,53	144,77	150	92	120	32	25	7
60 L 100	9W	—	1610	42	181,91	181,15	—	92	166	32	25	3,5
72 L 100	3A	—	2012	50	218,3	217,53	—	92	202	32	32	—
84 L 100	3A	—	2012	50	254,68	253,9	—	92	236	32	32	—
96 L 100	3A	—	2012	50	291,06	290,3	—	106	270	32	32	—



ardmak



www.ardmakina.com
ard@ardmakina.com
0332 248 64 60