ardmak



Burçlu Triger Dişliler

Bushed Timing Belt Pulleys

BURÇLU TRİGER DİŞLİLER
Bushed Timing Belt Pulleys

H HATVELİ TRİGER DİŞLİLER — H Timing Belt Pulleys

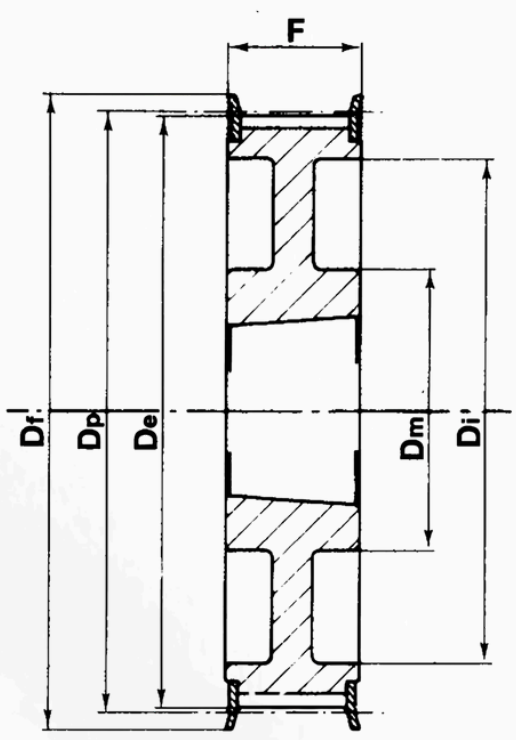

3WF

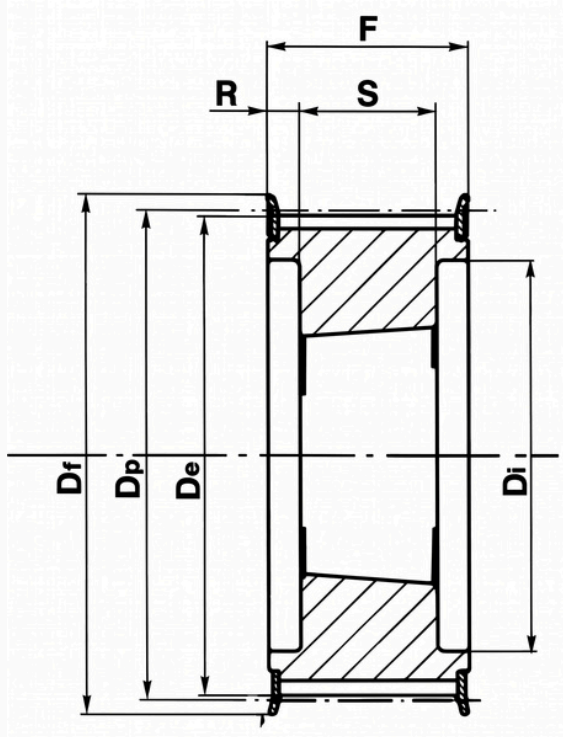

4F

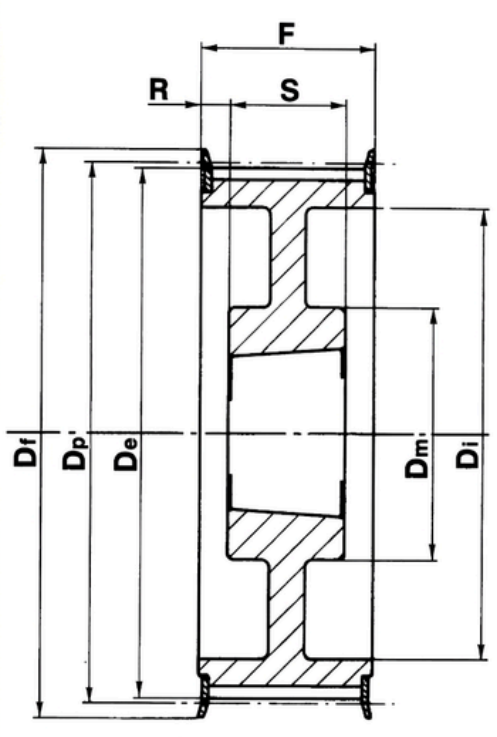

4WF

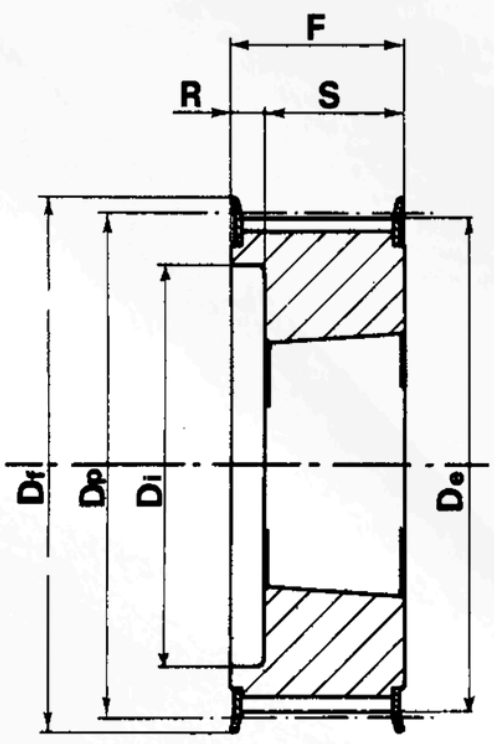

5F

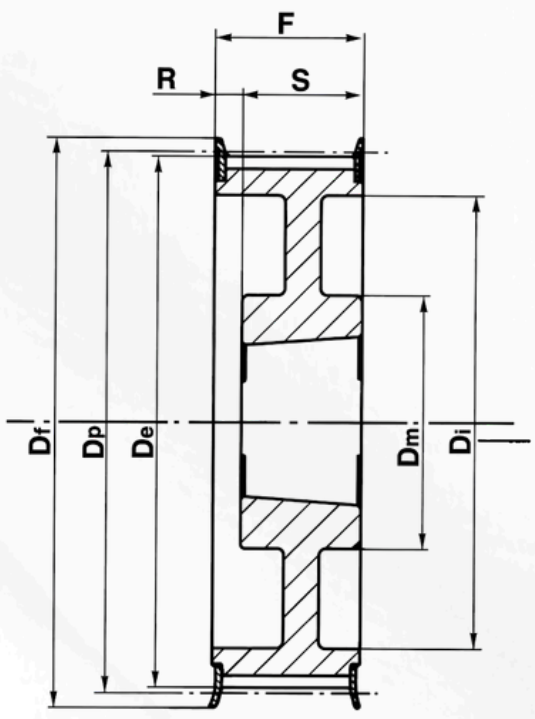

5WF

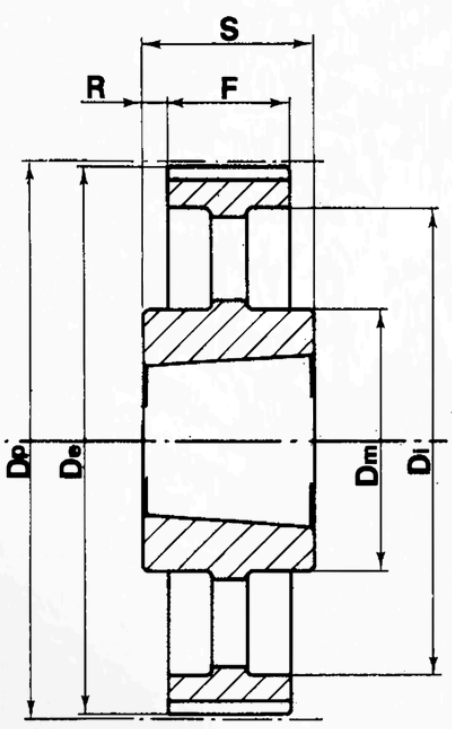

7A

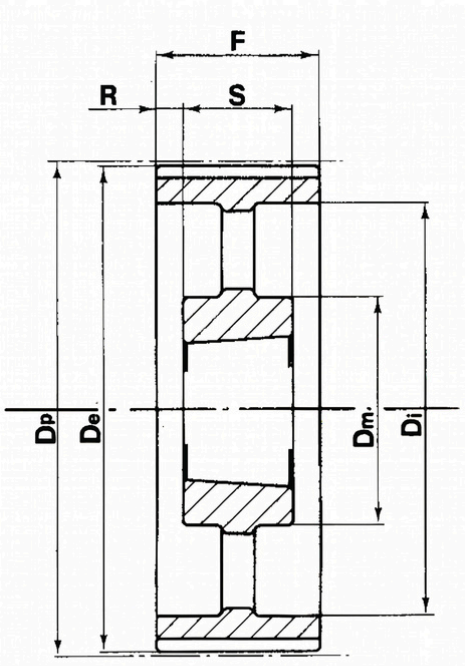

9A

GÜÇ DEVİR TABLOSU

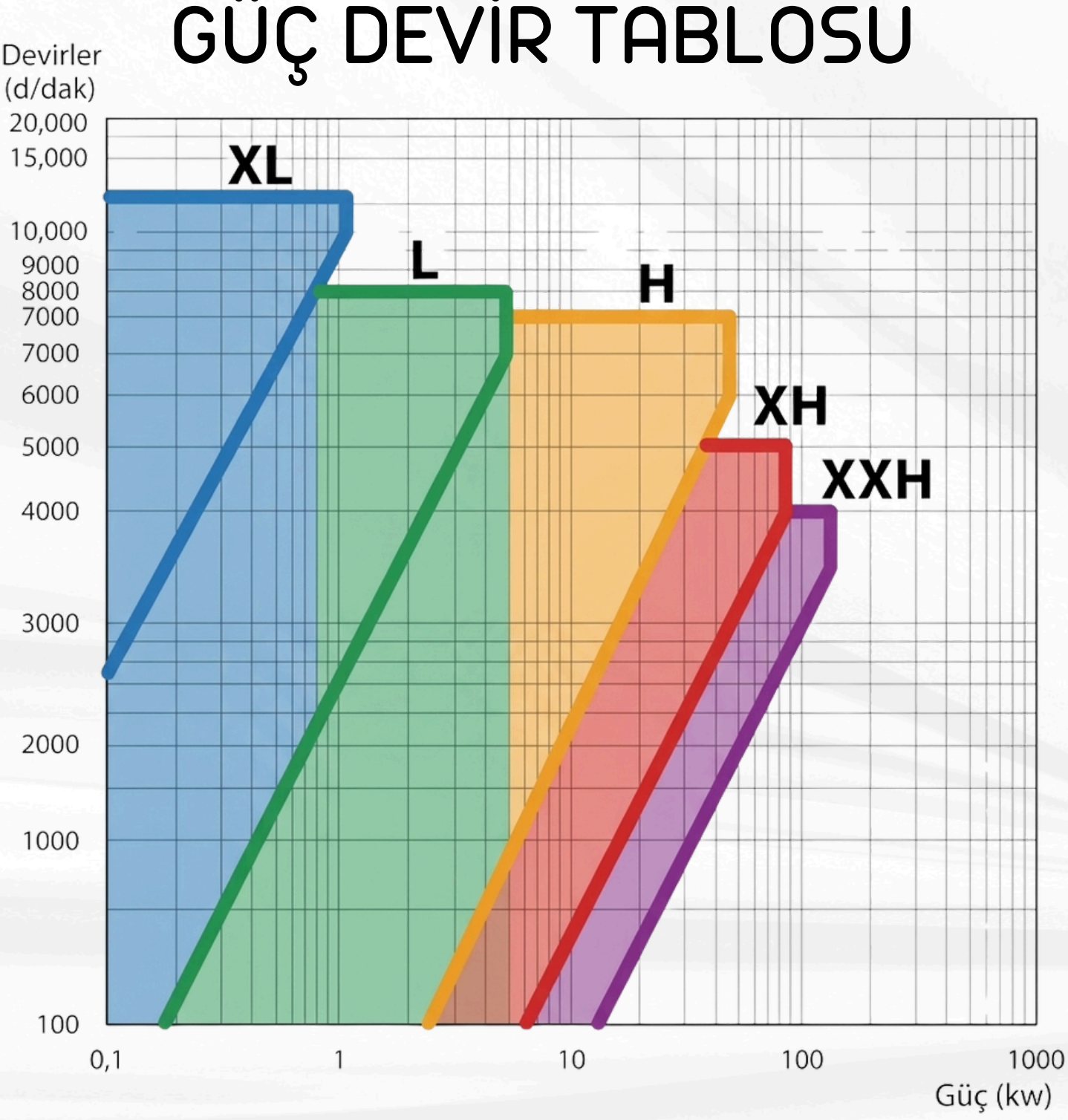

H Burçlu Triger Dişliler

H Hatveli burçlu triger dişliler çeşitli ölçülerde imal edilebilmektedir. İçerisine takılan konik burçla istenilen mil çapına göre kolayca monte ve demonte edilebilir. Ayrıca delik işleme kama kanalı açma gibi işlemler yapılmaz. Salgısız ve balanssız olarak monte edilebilir.

H-100

Kod (Code)	Tip (Type)	Flanş (Flange)	Burç (bush)	Max. Delik (Bore)	Dp	De	Df	Dm	Di	F	S	R
16 H 100	5F	F26	1108	28	64,68	63,31	70	—	45	31	22	9
18 H 100	5F	F28	1210	32	72,77	71,39	79	—	52	31	25	6
19 H 100	5F	F29	1210	32	76,81	75,44	83	—	56	31	25	6
20 H 100	5F	F30	1210	32	80,55	79,48	87	—	60	31	25	6
21 H 100	5F	F31	1210	32	84,89	83,52	91	—	64	32	25	7
22 H 100	5F	F32	1210	32	88,94	87,56	93	—	67	32	25	7
23 H 100	5F	F33	1610	42	92,98	91,61	97	—	70	32	25	7
24 H 100	5F	F34	1610	42	97,02	95,65	102	—	74	32	25	7
25 H 100	5F	F35	1610	42	101,06	99,69	106	—	77	32	25	7
26 H 100	5F	F36	1610	42	105,11	103,73	112	—	82	32	25	7
27 H 100	5F	F37	1610	42	109,15	107,78	115	—	85	32	25	7
28 H 100	5F	F38	1610	42	113,19	111,82	120	—	90	32	25	7
30 H 100	5F	F40	1610	42	121,28	119,9	128	—	98	32	25	7
32 H 100	5WF	F42	1610	42	129,36	127,99	135	80	106	32	25	7
36 H 100	5WF	F48	1610	42	145,53	144,16	150	92	121	32	25	7
40 H 100	5WF	F52	1610	42	161,7	160,33	168	92	138	32	25	7
44 H 100	3WF	F55	2012	50	177,87	176,5	184	106	152	32	32	—
48 H 100	3WF	F59	2012	50	194,04	192,67	200	106	169	32	32	—
60 H 100	9A	—	2012	50	242,55	241,18	—	92	223	34	32	1
72 H 100	9A	—	2012	50	291,06	289,69	—	92	270	34	32	1
84 H 100	9A	—	2012	50	339,57	338,2	—	92	318	34	32	1
96 H 100	7A	—	2517	60	388,08	386,71	—	106	366	34	45	5,5
120 H 100	7A	—	2517	60	485,1	483,73	—	106	462	34	45	5,5

ardmak

BURÇLU TRİGER DİŞLİLER
Bushed Timing Belt Pulleys

H HATVELİ TRİGER DİŞLİLER — H Timing Belt Pulleys

H-150

Kod (Code)	Tip (Type)	Flanş (Flange)	Burç (bush)	Max. Delik (Bore)	Dp	De	Df	Dm	Di	F	S	R
18 H 150	5F	F28	1210	32	72,77	71,39	79	—	52	45	25	20
19 H 150	5F	F29	1210	32	76,81	75,44	83	—	56	45	25	20
20 H 150	5F	F30	1210	32	80,55	79,48	87	—	60	45	25	20
21 H 150	5F	F31	1210	32	84,89	83,52	91	—	64	45	25	20
22 H 150	5F	F32	1210	32	88,94	87,56	93	—	67	45	25	20
23 H 150	5F	F33	1610	42	92,98	91,61	97	—	70	45	25	20
24 H 150	5F	F34	1610	42	97,02	95,65	102	—	74	45	25	20
25 H 150	5F	F35	1610	42	101,06	99,69	106	—	77	45	25	20
26 H 150	5F	F36	1610	42	105,11	103,73	112	—	82	45	25	20
27 H 150	5F	F37	1610	42	109,15	107,78	115	—	85	45	25	20
28 H 150	5F	F38	1610	42	113,19	111,82	120	—	90	45	25	20
30 H 150	5F	F40	1610	42	121,28	119,9	128	—	98	45	25	20
32 H 150	5WF	F42	1610	42	129,36	127,99	135	80	106	45	25	20
36 H 150	5WF	F48	1610	42	145,53	144,16	150	92	121	45	25	20
40 H 150	5WF	F52	1610	42	161,7	160,33	168	92	138	45	25	20
44 H 150	5WF	F55	2012	50	177,87	176,5	184	106	152	45	32	13
48 H 150	5WF	F59	2012	50	194,04	192,67	200	106	169	45	32	13
60 H 150	9A	—	2012	50	242,55	241,18	—	92	223	46	32	7,5
72 H 150	9A	—	2012	50	291,06	289,69	—	92	270	46	32	7,5
84 H 150	9A	—	2012	50	339,57	338,2	—	92	318	46	32	7,5
96 H 150	9A	—	2517	60	388,08	386,71	—	106	366	46	45	0,5
120 H 150	9A	—	2517	60	485,1	483,73	—	106	462	46	45	0,5



ardmak

BURÇLU TRİGER DİŞLİLER
Bushed Timing Belt Pulleys

H HATVELİ TRİGER DİŞLİLER — H Timing Belt Pulleys

H200

Kod (Code)	Tip (Type)	Flanş (Flange)	Burç (bush)	Max. Delik (Bore)	Dp	De	Df	Dm	Di	F	S	R
18 H 200	5F	F28	1210	32	72,77	71,39	79	—	52	58	25	33
19 H 200	5F	F29	1210	32	76,81	75,44	83	—	56	58	25	33
20 H 200	5F	F30	1610	42	80,55	79,48	87	—	60	58	25	33
21 H 200	5F	F31	1610	42	84,89	83,52	91	—	64	58	25	33
22 H 200	5F	F32	1610	42	88,94	87,56	93	—	67	58	25	33
23 H 200	5F	F33	1610	42	92,98	91,61	97	—	70	58	25	33
24 H 200	5F	F34	1610	42	97,02	95,65	102	—	74	58	25	33
25 H 200	5F	F35	1610	42	101,06	99,69	106	—	77	58	25	33
26 H 200	5F	F36	1610	42	105,11	103,73	112	—	82	58	25	33
27 H 200	5F	F37	1610	42	109,15	107,78	115	—	85	58	25	33
28 H 200	5F	F38	1610	42	113,19	111,82	120	—	90	58	25	33
30 H 200	5F	F40	1610	42	121,28	119,9	128	—	98	58	25	33
32 H 200	5F	F42	2012	50	129,36	127,99	135	—	106	58	32	26
36 H 200	5WF	F48	2012	50	145,53	144,16	150	102	121	58	32	26
40 H 200	5WF	F52	2012	50	161,7	160,33	168	106	140	58	32	26
44 H 200	5WF	F55	2012	50	177,87	176,5	184	106	150	58	32	26
48 H 200	5WF	F59	2517	60	194,04	192,67	200	119	168	58	45	13
60 H 200	9A	—	2517	60	242,55	241,18	—	119	223	60	45	7,5
72 H 200	9A	—	2517	60	291,06	289,69	—	119	270	60	45	7,5
84 H 200	9A	—	2517	60	339,57	338,2	—	119	318	60	45	7,5
96 H 200	9A	—	2517	60	388,08	386,71	—	119	366	60	45	7,5
120 H 200	9A	—	2517	60	485,1	483,73	—	119	462	60	45	7,5



ardmak

BURÇLU TRİGER DİŞLİLER
Bushed Timing Belt Pulleys

H HATVELİ TRİGER DİŞLİLER — H Timing Belt Pulleys

H-300

Kod (Code)	Tip (Type)	Flanş (Flange)	Burç (bush)	Max. Delik (Bore)	Dp	De	Df	Dm	Di	F	S	R
20 H 300	4F	F31	1615	42	80,85	79,48	87	—	65	84	38	23
21 H 300	4F	F31	1615	42	84,89	83,52	91	—	65	84	38	23
22 H 300	4F	F32	1615	42	88,94	87,56	93	—	67	84	38	23
23 H 300	4F	F33	1615	42	92,98	91,61	97	—	70	84	38	23
24 H 300	4F	F34	1615	42	97,02	95,65	102	—	74	84	38	23
25 H 300	4F	F35	1615	42	101,06	99,69	106	—	77	84	38	23
26 H 300	4F	F36	1615	42	105,11	103,73	112	—	82	84	38	23
27 H 300	4F	F37	2012	50	109,15	107,78	115	—	85	84	32	26
28 H 300	4F	F38	2012	50	113,19	111,82	120	—	90	84	32	26
30 H 300	4F	F40	2012	50	121,28	119,9	128	—	98	84	32	26
32 H 300	4F	F42	2517	60	129,36	127,99	135	—	106	84	45	19,5
36 H 300	4F	F48	2517	60	145,53	144,16	150	—	121	84	45	19,5
40 H 300	4F	F52	2517	60	161,7	160,33	168	—	138	84	45	19,5
44 H 300	4WF	F55	2517	60	177,87	176,5	184	119	150	86	45	20,5
48 H 300	4WF	F59	2517	60	194,04	192,67	200	119	168	86	45	20,5
60 H 300	9A	—	2517	60	242,55	241,18	—	119	223	86	45	20,5
72 H 300	9A	—	2517	60	291,06	289,69	—	119	270	86	45	20,5
84 H 300	9A	—	2517	60	339,57	338,2	—	119	318	86	45	20,5
96 H 300	9A	—	3030	75	388,08	386,71	—	150	366	86	76	5
120 H 300	9A	—	3030	75	485,1	483,73	—	150	462	86	76	5



ardmak



www.ardmakina.com
ard@ardmakina.com
0332 248 64 60