ardmak



Burçlu Triger Dişliler

Bushed Timing Belt Pulleys

www.ardmakina.com

BURÇLU TRİGER DİŞLİLER
Bushed Timing Belt Pulleys

BURÇLU TRİGER DİŞLİLER Taper Bushed Timing Belt Pulleys

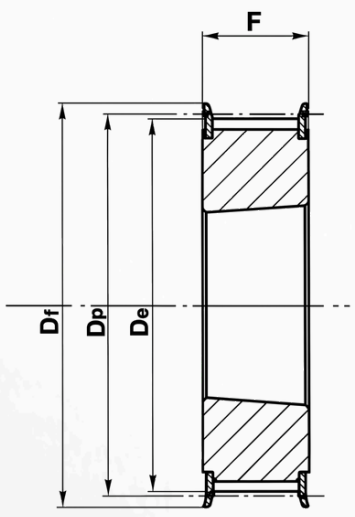

3F

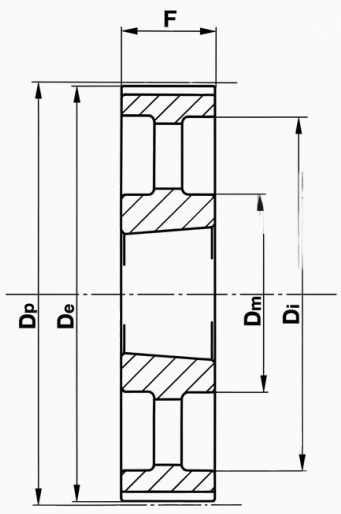

3A

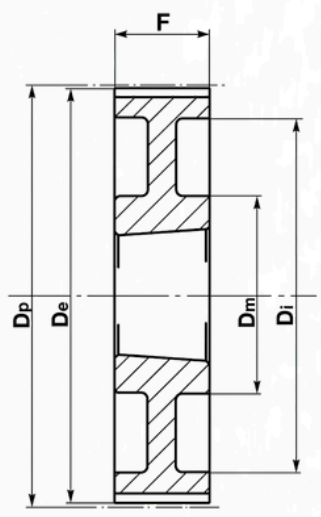

3W

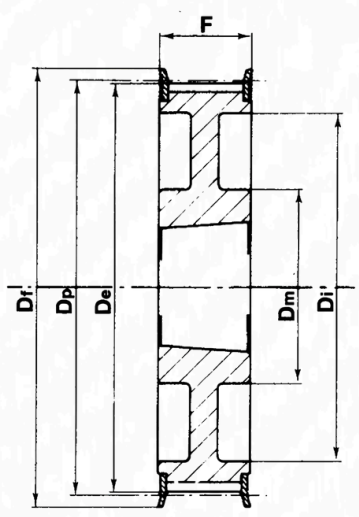

3WF

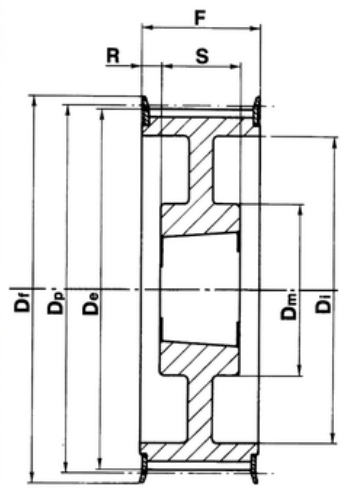

4WF

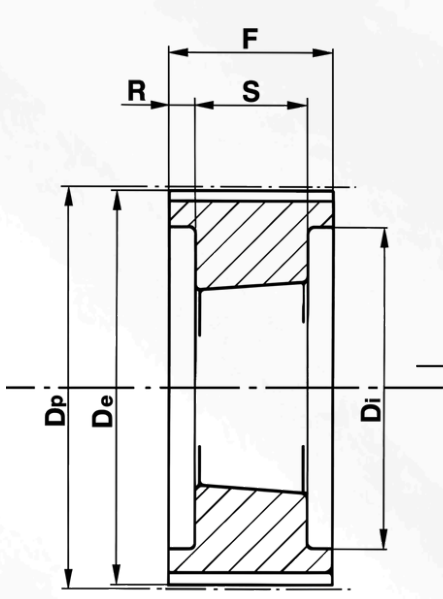

4

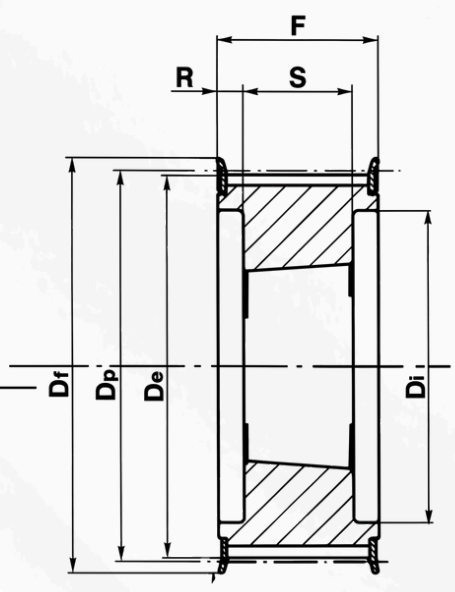

4F

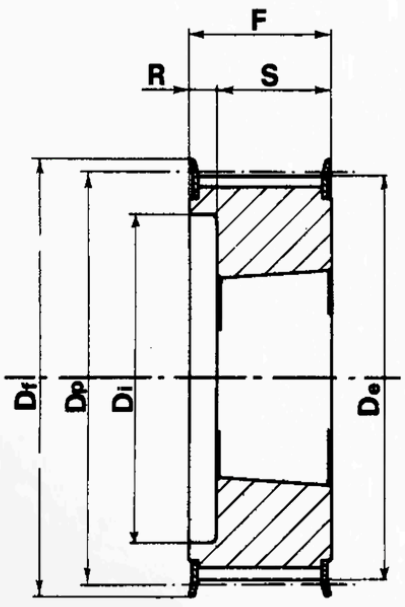

5F

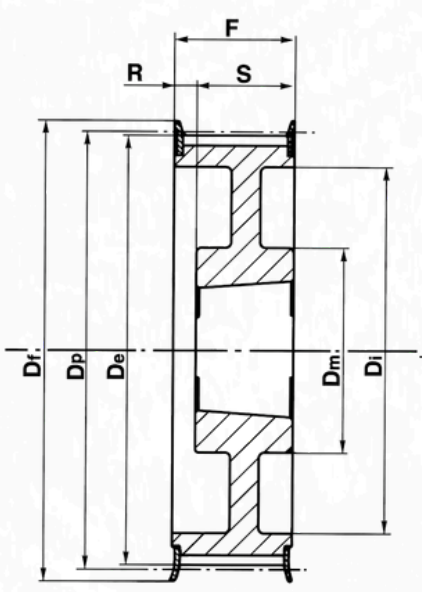

5WF

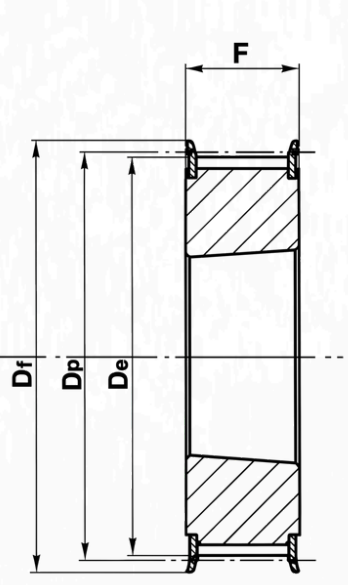

6F

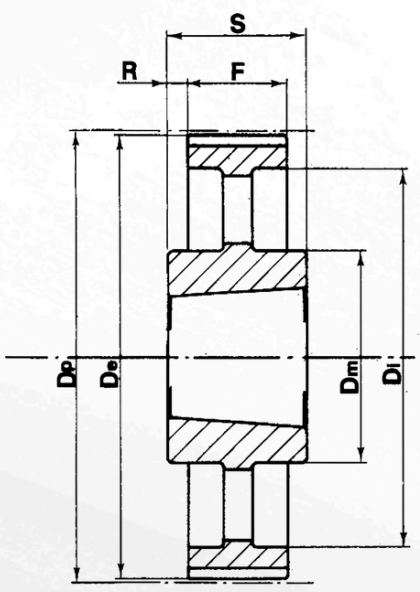

7A

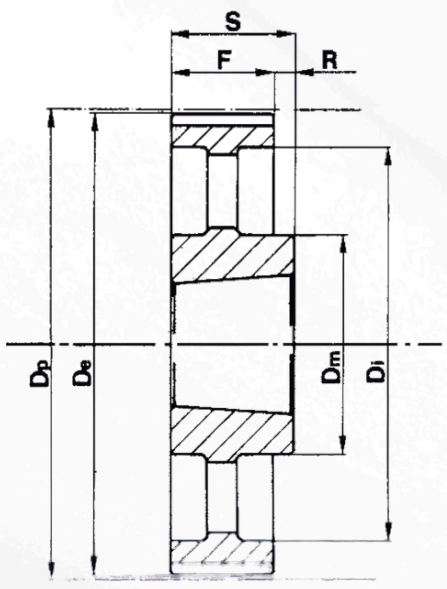

8A

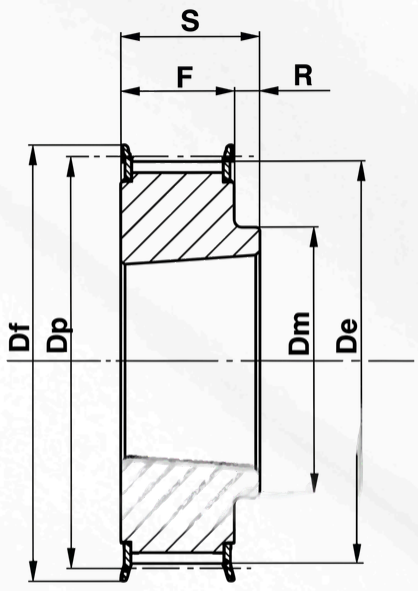

8F

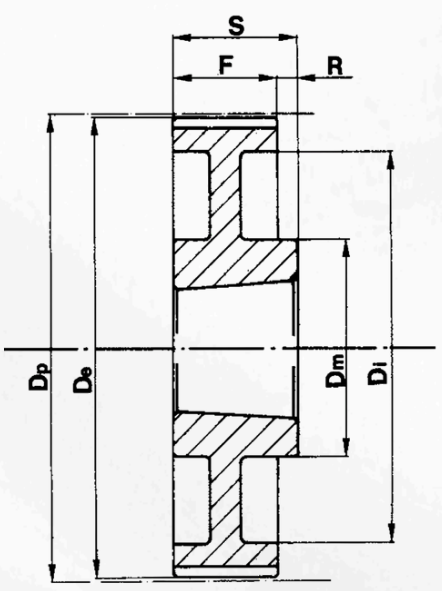

8W

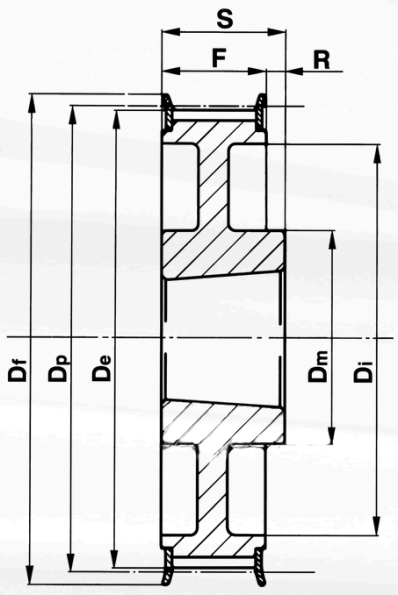

8WF

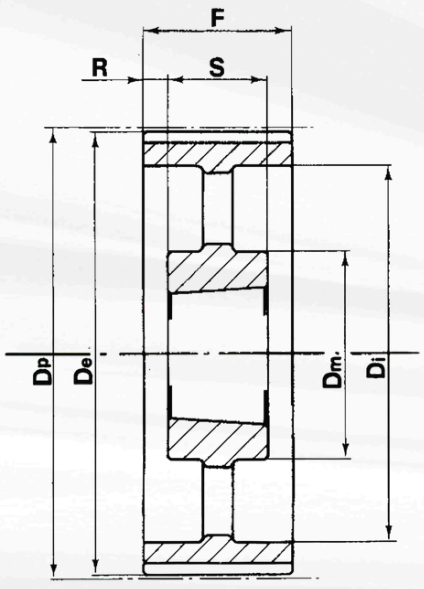

9A

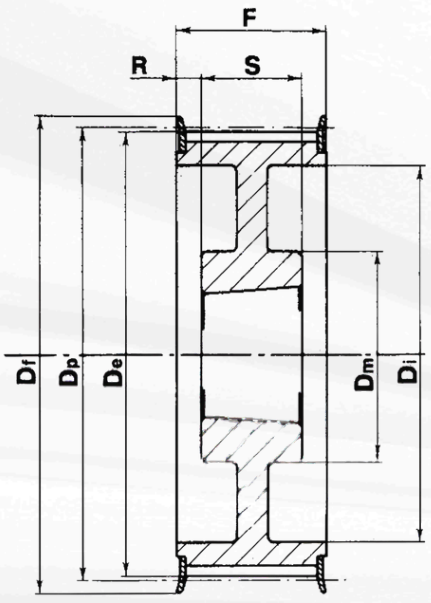

9WF

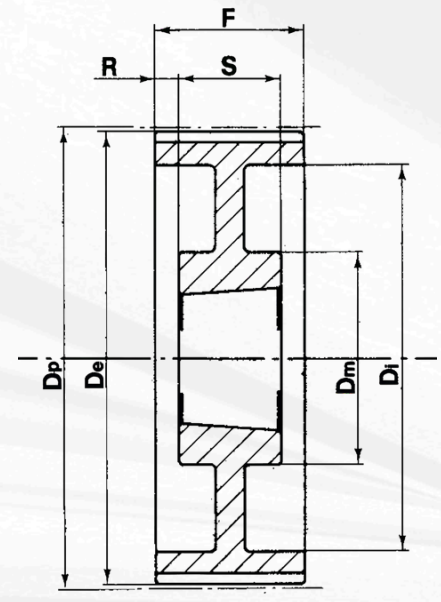

9W

GÜÇ DEVİR TABLOSU

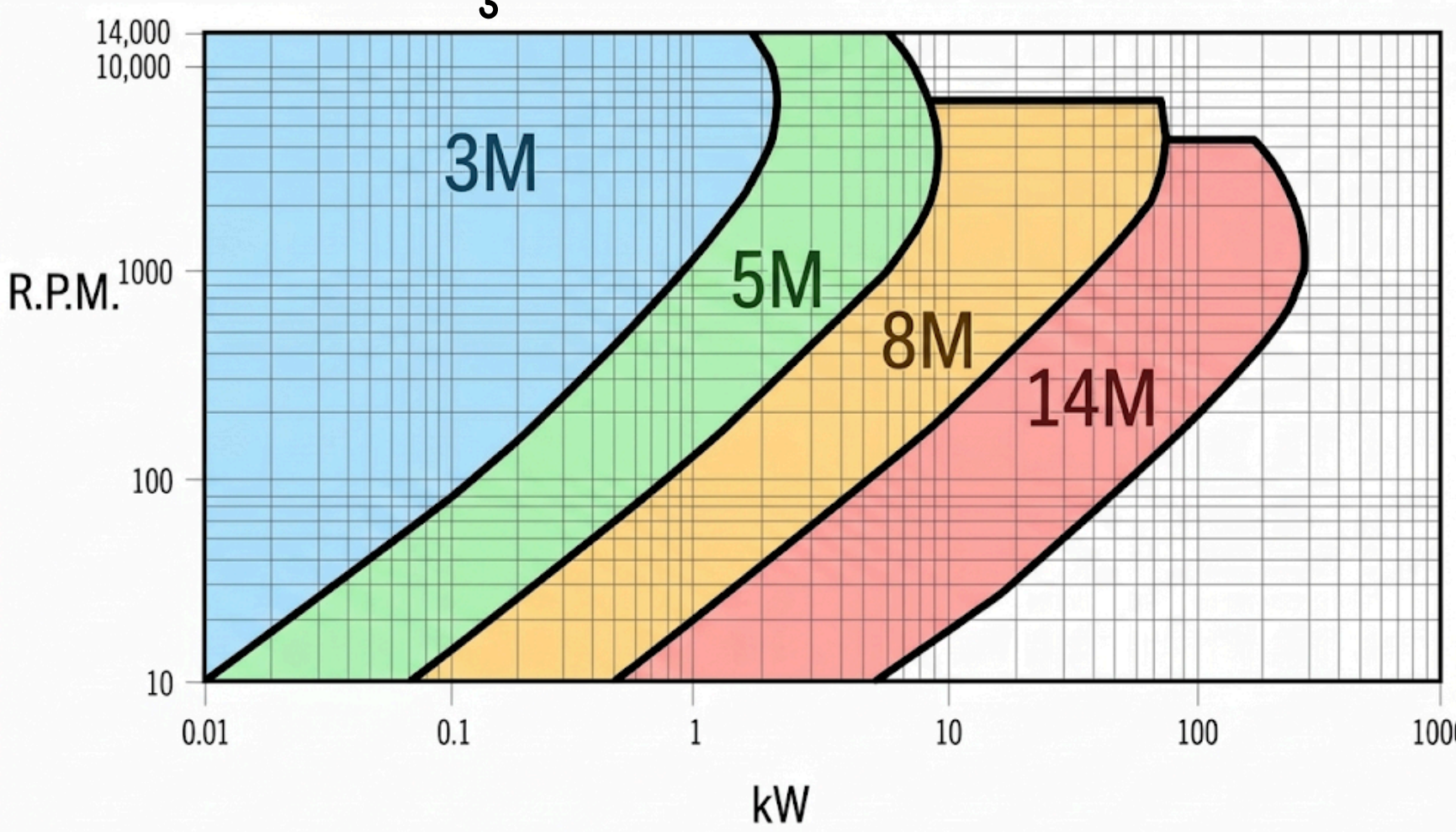

5M Burçlu Triger Dişliler

5M Burçlu triger dişliler HTD ve STD çeşitlerinde imal edilebilmektedir. İçerisine takılan konik burçla istenilen mil çapına göre kolayca monte ve demonte edilebilir. Ayrıca delik işleme kama kanalı açma gibi işlemler yapılmaz. Salgısız ve balanssız olarak monte edilebilir.

5M-15

Kod (Code)	Tip (Type)	Flanş (Flange)	Burç (bush)	Max. Delik (Bore)	Dp	De	Df	Dm	Di	F	S	R
34-5M-15	3F	F21	1008	25	54,11	52,97	57	—	—	22	22	—
36-5M-15	3F	F22	1108	25	57,3	56,15	60	—	—	22	22	—
38-5M-15	3F	F25	1108	25	60,48	59,34	66	—	—	22	22	—
40-5M-15	3F	F26	1108	25	63,66	62,52	70	—	—	22	22	—
44-5M-15	3F	F27	1108	25	70,03	68,89	75	—	—	22	22	—
48-5M-15	8F	F29	1210	32	76,39	75,25	83	59	—	22	25	3
56-5M-15	8F	F32	1210	32	89,13	87,98	93	70	—	22	25	3
64-5M-15	8F	F35	1210	32	101,9	100,7	106	80	—	22	25	3
72-5M-15	8A	—	1610	42	114,6	113,5	—	92	—	22	25	3
80-5M-15	8A	—	1610	42	127,3	126,2	—	92	—	22	25	3
90-5M-15	8A	—	1610	42	143,2	142,1	—	92	—	22	25	3
112-5M-15	8A	—	2012	50	178,3	177,1	—	110	—	20	32	12
136-5M-15	7A	—	2012	50	216,5	215,3	—	110	199	20	32	6

ardmak

BURÇLU TRİGER DİŞLİLER
Bushed Timing Belt Pulleys

HTD 8M HATVELİ TRİGER DİŞLİLER HTD 8M Timing Belt Pulleys

8M-20

Kod (Code)	Tip (Type)	Flanş (Flange)	Burç (bush)	Max. Delik (Bore)	Dp	De	Df	Dm	Di	F	S	R
22-8M-20	5F	F22	1108	25	56,02	54,65	60	—	37	28	22	6
24-8M-20	5F	F25	1108	25	61,12	59,75	66	—	44	28	22	6
26-8M-20	5F	F26	1108	25	66,21	64,84	70	—	45	28	22	6
28-8M-20	5F	F27	1108	25	71,3	70,08	75	—	50	28	22	6
30-8M-20	5F	F29	1108	25	76,39	75,13	83	—	58	28	22	6
32-8M-20	5F	F30	1610	42	81,49	80,16	87	—	63	28	25	3
34-8M-20	5F	F31	1610	42	86,58	85,22	91	—	64	28	25	3
36-8M-20	5F	F33	1610	42	91,67	90,3	97	—	68	28	25	3
38-8M-20	5F	F34	1610	42	96,77	95,39	102	—	72	28	25	3
40-8M-20	5F	F35	1610	42	101,86	100,49	106	—	76	28	25	3
44-8M-20	8F	F38	2012	50	112,05	110,67	120	93	—	28	32	4
48-8M-20	8F	F40	2012	50	122,23	120,86	128	96	—	28	32	4
56-8M-20	8F	F48	2012	50	142,6	141,23	150	110	—	28	32	4
64-8M-20	9WF	F52	2012	50	162,97	161,6	168	110	137	28	32	4
72-8M-20	9WF	F57	2012	50	183,35	181,97	192	110	158	28	32	4
80-8M-20	8W	—	2012	50	203,72	202,35	—	110	180	28	32	4
90-8M-20	8A	—	2012	50	229,18	227,81	—	110	204	28	32	4
144-8M-20	8A	—	2517	60	366,69	365,32	—	125	336	28	32	4

8M-30

Kod (Code)	Tip (Type)	Flanş (Flange)	Burç (bush)	Max. Delik (Bore)	Dp	De	Df	Dm	Di	F	S	R
22-8M-30	5F	F22	1108	25	56,02	54,65	60	—	37	38	22	16
24-8M-30	5F	F25	1108	25	61,12	59,75	66	—	44	38	22	16
26-8M-30	5F	F26	1108	25	66,21	64,84	70	—	44	38	22	16
28-8M-30	5F	F27	1210	32	71,3	70,08	75	—	50	38	25	13
30-8M-30	3F	F29	1615	42	76,39	75,13	83	—	—	38	38	—
32-8M-30	3F	F30	1615	42	81,49	80,16	87	—	—	38	38	—
34-8M-30	3F	F31	1615	42	86,58	85,22	91	—	—	38	38	—
36-8M-30	3F	F33	1615	42	91,67	90,3	97	—	—	38	38	—
38-8M-30	3F	F34	1615	42	96,77	95,39	102	—	—	38	38	—
40-8M-30	3F	F35	1615	42	101,86	100,49	106	—	—	38	38	—
44-8M-30	4F	F38	2012	50	112,05	110,67	120	—	86	38	32	3
48-8M-30	4F	F40	2012	50	122,23	120,86	128	—	90	38	32	3
56-8M-30	4F	F48	2012	50	142,6	141,23	150	—	110	38	32	3
64-8M-30	8F	F52	2517	60	162,97	161,6	168	125	—	38	45	7
72-8M-30	9WF	F57	2517	60	183,35	181,97	192	125	158	38	45	7
80-8M-30	8W	—	2517	60	203,72	202,35	—	125	180	38	45	7
90-8M-30	8A	—	2517	60	229,18	227,81	—	125	204	38	45	7
112-8M-30	8A	—	2517	60	285,21	283,83	—	125	254	38	45	7
144-8M-30	8A	—	2517	60	366,69	365,32	—	125	336	38	45	7

ardmak

BURÇLU TRİGER DİŞLİLER
Bushed Timing Belt Pulleys

HTD 8M HATVELİ TRİGER DİŞLİLER HTD 8M Timing Belt Pulleys

8M-50

Kod (Code)	Tip (Type)	Flanş (Flange)	Burç (bush)	Max. Delik (Bore)	Dp	De	Df	Dm	Di	F	S	R
28-8M-50	4F	F27	1210	32	71,3	70,08	75	—	50	60	25	17,5
30-8M-50	5F	F29	1615	42	76,39	75,13	83	—	58	60	38	22
32-8M-50	5F	F30	1615	42	81,49	80,16	87	—	62	60	38	22
34-8M-50	5F	F31	1615	42	86,58	85,22	91	—	65	60	38	22
36-8M-50	5F	F33	1615	42	91,67	90,3	97	—	68	60	38	22
38-8M-50	5F	F34	1615	42	96,77	95,39	102	—	72	60	38	22
40-8M-50	4F	F35	2012	50	101,86	100,49	106	—	82	60	32	14
44-8M-50	4F	F38	2012	50	112,05	110,67	120	—	91	60	32	14
48-8M-50	4F	F40	2012	50	122,23	120,86	128	—	95	60	32	14
56-8M-50	4F	F48	2517	60	142,6	141,23	150	—	116	60	45	7,5
64-8M-50	4F	F52	2517	60	162,97	161,6	168	—	137	60	45	7,5
72-8M-50	9WF	F57	2517	60	183,35	181,97	192	125	158	60	45	7,5
80-8M-50	4	—	3020	75	203,72	202,35	—	—	180	60	51	4,5
90-8M-50	9W	—	3020	75	229,18	227,81	—	170	204	60	51	4,5
112-8M-50	9W	—	3020	75	285,21	283,83	—	170	260	60	51	4,5
144-8M-50	9A	—	3020	75	366,69	365,32	—	170	341	60	51	4,5
168-8M-50	7A	—	3525	90	427,81	426,44	—	198	402	60	65	2,5
192-8M-50	7A	—	3525	90	488,92	487,55	—	198	460	60	65	2,5

8M-85

Kod (Code)	Tip (Type)	Flanş (Flange)	Burç (bush)	Max. Delik (Bore)	Dp	De	Df	Dm	Di	F	S	R
34-8M-85	4F	F31	1615	42	86,58	85,22	91	—	65	95	38	28,5
36-8M-85	4F	F33	1615	42	91,67	90,3	97	—	68	95	38	28,5
38-8M-85	4F	F34	1615	42	96,77	95,39	102	—	72	95	38	28,5
40-8M-85	4F	F35	2012	50	101,86	100,49	106	—	82	95	32	31,5
44-8M-85	4F	F38	2012	50	112,05	110,67	120	—	91	95	32	31,5
48-8M-85	4F	F40	2517	60	122,23	120,86	128	—	100	95	45	25
56-8M-85	4F	F48	2517	60	142,6	141,23	150	—	117	95	45	25
64-8M-85	4F	F52	2517	60	162,97	161,6	168	—	137	95	45	25
72-8M-85	4F	F57	3020	75	183,35	181,97	192	—	158	95	51	22
80-8M-85	4	—	3020	75	203,72	202,35	—	—	180	95	51	22
90-8M-85	9W	—	3020	75	229,18	227,81	—	170	204	95	51	22
112-8M-85	9W	—	3020	75	285,21	283,83	—	170	260	95	51	22
144-8M-85	9A	—	3525	90	366,69	365,32	—	198	336	95	65	15
168-8M-85	9A	—	3525	90	427,81	426,44	—	198	395	95	65	15
192-8M-85	9A	—	3525	90	488,92	487,55	—	198	455	95	65	15

ardmak

BURÇLU TRİGER DİŞLİLER
Bushed Timing Belt Pulleys

HTD 14M HATVELİ TRİGER DİŞLİLER HTD 14M Timing Belt Pulleys

14M-40

Kod (Code)	Tip (Type)	Flanş (Flange)	Burç (bush)	Max. Delik (Bore)	Dp	De	Df	Dm	Di	F	S	R
28 14M-40	4F	F40	2012	50	124,8	122,1	128	—	94	54	32	11
29 14M-40	4F	F43	2012	50	129,2	126,6	138	—	98	54	32	11
30 14M-40	4F	F43	2012	50	133,7	131	138	—	98	54	32	11
32 14M-40	4F	F49	2012	50	142,6	139,9	154	—	108	54	32	11
34 14M-40	4F	F51	2517	60	151,5	148,8	160	—	110	54	45	4,5
36 14M-40	4F	F52	2517	60	160,4	157,7	168	—	120	54	45	4,5
38 14M-40	4F	F81	2517	60	169,3	166,6	184	—	130	54	45	4,5
40 14M-40	4F	F56	2517	60	178,3	175,5	188	—	138	54	45	4,5
44 14M-40	4F	F61	3020	75	196,1	193,3	212	—	155	54	51	1,5
48 14M-40	4F	F62	3020	75	213,9	211,1	226	—	170	54	51	1,5
56 14M-40	9WF	F66	3020	75	249,6	246,8	256	170	208	54	51	1,5
64 14M-40	9WF	F70	3020	75	285,2	282,4	296	170	240	54	51	1,5
72 14M-40	9W	—	3020	75	320,9	318,1	—	170	280	54	51	1,5
80 14M-40	9A	—	3020	75	356,5	353,7	—	170	315	54	51	1,5
90 14M-40	9A	—	3020	75	401,1	398,3	—	170	360	54	51	1,5
112 14M-40	9A	—	3020	75	499,1	496,3	—	170	457	54	51	1,5
144 14M-40	9A	—	3020	75	641,7	638,9	—	170	600	54	51	1,5
168 14M-40	9A	—	3020	75	748,7	745,9	—	170	706	54	51	1,5
192 14M-40	7A	—	3535	90	855,6	852,8	—	190	813	54	89	17,5
216 14M-40	7A	—	3535	90	962,6	959,8	—	190	920	54	89	17,5

14M-55

Kod (Code)	Tip (Type)	Flanş (Flange)	Burç (bush)	Max. Delik (Bore)	Dp	De	Df	Dm	Di	F	S	R
28-14M-55	4F	F40	2012	50	124,8	122,1	128	—	94	70	32	19
29-14M-55	4F	F43	2012	50	129,2	126,6	138	—	100	70	32	19
30-14M-55	4F	F43	2517	60	133,7	131	138	—	100	70	45	12,5
32-14M-55	4F	F49	2517	60	142,6	139,9	154	—	108	70	45	12,5
34-14M-55	4F	F51	2517	60	151,5	148,8	160	—	110	70	45	12,5
36-14M-55	4F	F52	2517	60	160,4	157,7	168	—	120	70	45	12,5
38-14M-55	4F	F81	2517	60	169,3	166,6	184	—	130	70	45	12,5
40-14M-55	4F	F56	2517	60	178,3	175,5	188	—	138	70	45	12,5
44-14M-55	4F	F61	3020	75	196,1	193,3	212	—	155	70	51	9,5
48-14M-55	4F	F62	3020	75	213,9	211,1	226	—	170	70	51	9,5
56-14M-55	9WF	F66	3020	75	249,6	246,8	256	170	208	70	51	9,5
64-14M-55	9WF	F70	3020	75	285,2	282,4	296	170	240	70	51	9,5
72-14M-55	9W	—	3020	75	320,9	318,1	—	170	280	70	51	9,5
80-14M-55	9A	—	3020	75	356,5	353,7	—	170	315	70	51	9,5
90-14M-55	9A	—	3020	75	401,1	398,3	—	170	360	70	51	9,5
112-14M-55	9A	—	3020	75	499,1	496,3	—	170	457	70	51	9,5
144-14M-55	9A	—	3020	75	641,7	638,9	—	170	600	70	51	9,5
168-14M-55	9A	—	3020	75	748,7	745,9	—	170	706	70	51	9,5
192-14M-55	7A	—	3535	90	855,6	852,8	—	190	813	70	89	9,5
216-14M-55	7A	—	3535	90	962,6	959,8	—	190	920	70	89	9,5

ardmak

BURÇLU TRİGER DİŞLİLER
Bushed Timing Belt Pulleys

HTD 14M HATVELİ TRİGER DİŞLİLER *HTD 14M Timing Belt Pulleys*

14M-85

Kod (Code)	Tip (Type)	Flanş (Flange)	Burç (bush)	Max. Delik (Bore)	Dp	De	Df	Dm	Di	F	S	R
28-14M-85	4F	F40	2517	60	124,8	122,1	128	—	98	102	45	28,5
29-14M-85	4F	F43	2517	60	129,2	126,6	138	—	100	102	45	28,5
30-14M-85	4F	F43	2517	60	133,7	131	138	—	100	102	45	28,5
32-14M-85	4F	F49	2517	60	142,6	139,9	154	—	108	102	45	28,5
34-14M-85	4F	F51	2517	60	151,5	148,8	160	—	110	102	45	28,5
36-14M-85	4F	F52	3020	75	160,4	157,7	168	—	120	102	51	25,5
38-14M-85	4F	F81	3020	75	169,3	166,6	184	—	130	102	51	25,5
40-14M-85	4F	F56	3020	75	178,3	175,5	188	—	138	102	51	25,5
44-14M-85	4F	F61	3020	75	196,1	193,3	212	—	153	102	51	25,5
48-14M-85	4F	F62	3020	75	213,9	211,1	226	—	170	102	51	25,5
56-14M-85	4F	F66	3525	90	249,6	246,8	256	—	210	102	65	18,5
64-14M-85	9WF	F70	3525	90	285,2	282,4	296	190	240	102	65	18,5
72-14M-85	9W	—	3525	90	320,9	318,1	—	190	280	102	65	18,5
80-14M-85	9A	—	3525	90	356,5	353,7	—	190	315	102	65	18,5
90-14M-85	9A	—	3525	90	401,1	398,3	—	190	360	102	65	18,5
112-14M-85	9A	—	3525	90	499,1	496,3	—	190	457	102	65	18,5
144-14M-85	9A	—	3525	90	641,7	638,9	—	190	600	102	65	18,5
168-14M-85	9A	—	3525	90	748,7	745,9	—	190	706	102	65	18,5
192-14M-85	3A	—	4040	100	855,6	852,8	—	190	813	102	102	—
216-14M-85	3A	—	4040	100	962,6	959,8	—	190	920	102	102	—

14M-115

Kod (Code)	Tip (Type)	Flanş (Flange)	Burç (bush)	Max. Delik (Bore)	Dp	De	Df	Dm	Di	F	S	R
28-14M-115	4F	F40	2517	60	124,8	122,1	128	—	98	133	45	44
29-14M-115	4F	F43	2517	60	129,2	126,6	138	—	100	133	45	44
30-14M-115	4F	F43	2517	60	133,7	131	138	—	100	133	45	44
32-14M-115	4F	F49	2517	60	142,6	139,9	154	—	108	133	45	44
34-14M-115	4F	F51	2517	60	151,5	148,8	160	—	110	133	45	44
36-14M-115	4F	F52	3020	75	160,4	157,7	168	—	125	133	51	41
38-14M-115	4F	F81	3020	75	169,3	166,6	184	—	130	133	51	41
40-14M-115	4F	F56	3020	75	178,3	175,5	188	—	138	133	51	41
44-14M-115	4F	F61	3030	75	196,1	193,3	212	—	155	133	76	28,5
48-14M-115	4F	F62	3030	75	213,9	211,1	226	—	170	133	76	28,5
56-14M-115	4F	F66	3535	90	249,6	246,8	256	—	208	133	89	22
64-14M-115	9WF	F70	3535	90	285,2	282,4	296	190	240	133	89	22
72-14M-115	9W	—	3535	90	320,9	318,1	—	190	280	133	89	22
80-14M-115	9A	—	3535	90	356,5	353,7	—	190	315	133	89	22
90-14M-115	9A	—	3535	90	401,1	398,3	—	190	360	133	89	22
112-14M-115	9A	—	3535	90	499,1	496,3	—	190	457	133	89	22
144-14M-115	9A	—	4040	100	641,7	638,9	—	230	600	133	102	15,5
168-14M-115	9A	—	4040	100	748,7	745,9	—	230	706	133	102	15,5
192-14M-115	9A	—	4040	100	855,6	852,8	—	230	813	133	102	15,5
216-14M-115	9A	—	4040	100	962,6	959,8	—	230	920	133	102	15,5

BURÇLU TRİGER DİŞLİLER
Bushed Timing Belt Pulleys

HTD 14M HATVELİ TRİGER DİŞLİLER HTD 14M Timing Belt Pulleys

14M-170

Kod (Code)	Tip (Type)	Flanş (Flange)	Burç (bush)	Max. Delik (Bore)	Dp	De	Df	Dm	Di	F	S	R
38-14M-170	4F	F81	3030	75	169,3	166,6	184	—	130	187	76	55,5
40-14M-170	4F	F56	3030	75	178,3	175,5	188	—	138	187	76	55,5
44-14M-170	4F	F61	3535	90	196,1	193,3	212	—	153	187	89	49
48-14M-170	4F	F62	3535	90	213,9	211,1	226	—	170	187	89	49
56-14M-170	4F	F66	3535	90	249,6	246,8	256	—	208	187	89	49
64-14M-170	4F	F70	4040	100	285,2	282,4	296	—	240	187	102	42,5
72-14M-170	9W	—	4040	100	320,9	318,1	—	230	280	187	102	42,5
80-14M-170	9W	—	4040	100	356,5	353,7	—	230	315	187	102	42,5
90-14M-170	9A	—	4040	100	401,1	398,3	—	230	360	187	102	42,5
112-14M-170	9A	—	5050	125	499,1	496,3	—	265	457	187	127	30
144-14M-170	9A	—	5050	125	641,7	638,9	—	265	600	187	127	30
168-14M-170	9A	—	5050	125	748,7	745,9	—	265	706	187	127	30
192-14M-170	9A	—	5050	125	855,6	852,8	—	265	813	187	127	30
216-14M-170	9A	—	5050	125	962,6	959,8	—	265	920	187	127	30



GÜÇ DEVİR TABLOSU

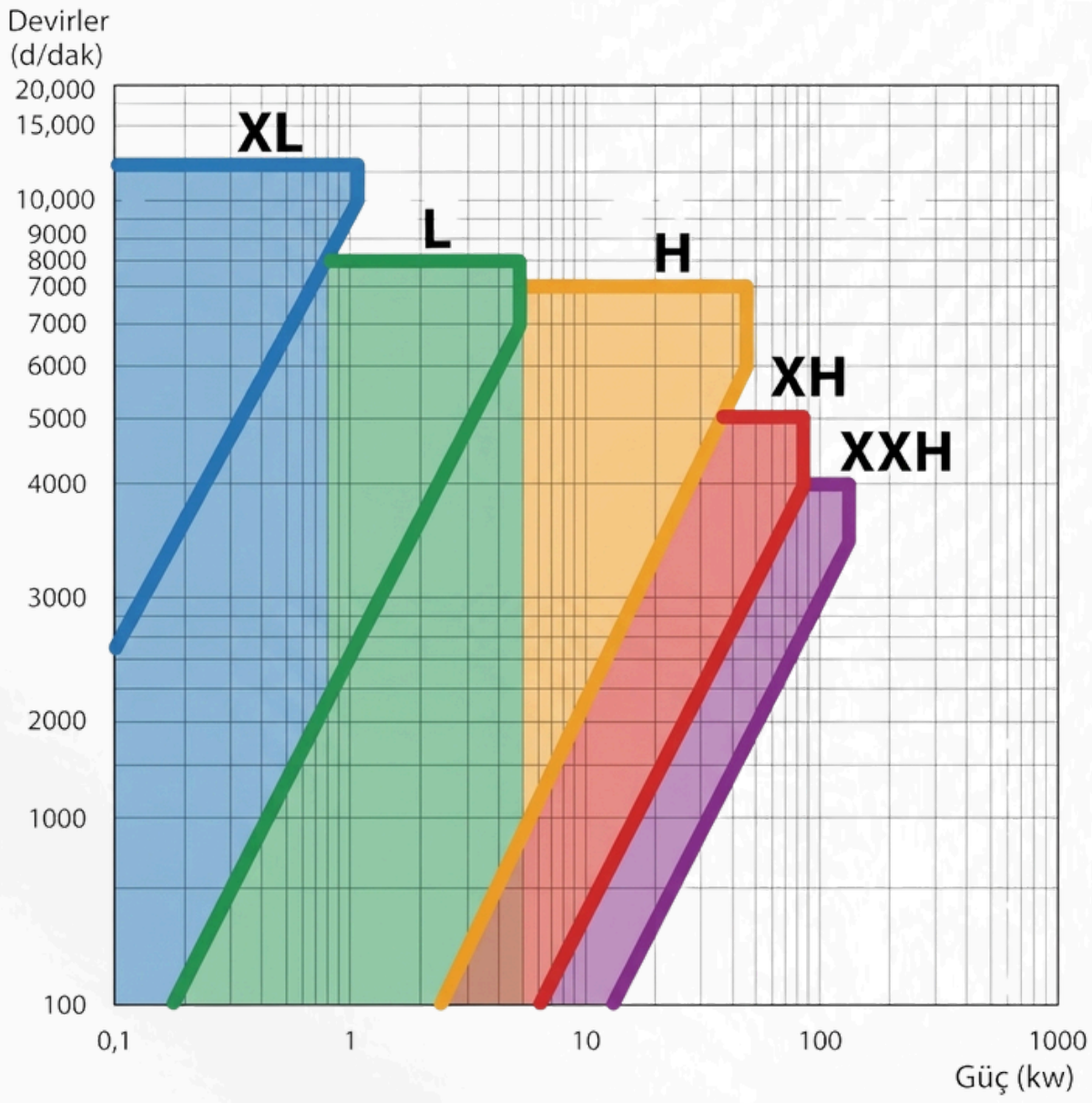

L-075

Kod (Code)	Tip (Type)	Flanş (Flange)	Burç (bush)	Max. Delik (Bore)	Dp	De	Df	Dm	Di	F	S	R
18 L 050	8F	F22	1108	28	54,57	53,81	60	45	—	19	22	3
19 L 050	8F	F24	1108	28	57,61	56,84	64	45	—	19	22	3
20 L 050	8F	F25	1108	28	60,64	59,88	66	48	—	19	22	3
21 L 050	8F	F26	1108	28	63,67	62,91	70	48	—	19	22	3
22 L 050	8F	F27	1108	28	66,7	65,94	75	51	—	19	22	3
23 L 050	8F	F28	1108	28	69,73	68,97	79	54	—	19	22	3
24 L 050	8F	F28	1108	28	72,77	72	79	54	—	19	22	3
25 L 050	8F	F29	1108	28	75,8	75,04	83	56	—	19	22	3
26 L 050	8F	F30	1108	28	78,83	78,07	87	60	—	19	22	3
27 L 050	8F	F30	1108	28	81,86	81,1	87	62	—	19	22	3
28 L 050	8F	F31	1108	28	84,89	84,13	91	65	—	19	22	3
30 L 050	8F	F33	1108	28	90,96	90,2	97	70	—	19	22	3
32 L 050	8F	F34	1108	28	97,02	96,26	102	74	—	19	22	3
36 L 050	8F	F37	1108	28	109,15	108,39	115	85	—	19	22	3
40 L 050	8F	F40	1610	42	121,28	120,51	128	88	—	19	25	3
44 L 050	8WF	F45	1610	42	133,4	132,64	142	88	110	19	25	6
48 L 050	8WF	F48	1610	42	145,53	144,77	150	88	120	19	25	6
60 L 050	7W	—	1610	42	181,91	181,15	—	92	166	19	25	6
72 L 050	7A	—	1610	42	218,3	217,53	—	92	202	19	25	6
84 L 050	7A	—	1610	42	254,68	253,9	—	92	236	19	25	6
96 L 050	7A	—	2012	50	291,06	290,3	—	106	270	19	32	13
120 L 050	7A	—	2012	50	363,83	363,07	—	106	343	19	32	13

ardmak

BURÇLU TRİGER DİŞLİLER
Bushed Timing Belt Pulleys

L HATVELİ TRİGER DİŞLİLER — L Timing Belt Pulleys

L-100

Kod (Code)	Tip (Type)	Flanş (Flange)	Burç (bush)	Max. Delik (Bore)	Dp	De	Df	Dm	Di	F	S	R
18 L 100	5F	F22	1108	28	54,57	53,81	60	—	38	31	22	9
19 L 100	5F	F24	1108	28	57,61	56,84	64	—	38	31	22	9
20 L 100	5F	F25	1108	28	60,64	59,88	66	—	45	31	22	9
21 L 100	5F	F26	1108	28	63,67	62,91	70	—	45	31	22	9
22 L 100	5F	F27	1108	28	66,7	65,94	75	—	48	31	22	9
23 L 100	5F	F28	1108	28	69,73	68,97	79	—	52	32	22	10
24 L 100	5F	F28	1108	28	72,77	72	79	—	52	32	22	10
25 L 100	5F	F29	1108	28	75,8	75,04	83	—	54	32	22	10
26 L 100	5F	F30	1108	28	78,83	78,07	87	—	60	32	22	10
27 L 100	5F	F30	1108	28	81,86	81,1	87	—	60	32	22	10
28 L 100	5F	F31	1108	28	84,89	84,13	91	—	65	32	22	10
30 L 100	5F	F33	1210	32	90,96	90,2	97	—	71	32	25	7
32 L 100	5F	F34	1210	32	97,02	96,26	102	—	75	32	25	7
36 L 100	5F	F37	1610	42	109,15	108,39	115	—	86	32	25	7
40 L 100	5F	F40	1610	42	121,28	120,51	128	—	96	32	25	7
44 L 100	5WF	F45	1610	42	133,4	132,64	142	90	110	32	25	7
48 L 100	5WF	F48	1610	42	145,53	144,77	150	92	120	32	25	7
60 L 100	9W	—	1610	42	181,91	181,15	—	92	166	32	25	3,5
72 L 100	3A	—	2012	50	218,3	217,53	—	92	202	32	32	—
84 L 100	3A	—	2012	50	254,68	253,9	—	92	236	32	32	—
96 L 100	3A	—	2012	50	291,06	290,3	—	106	270	32	32	—



ardmak

BURÇLU TRİGER DİŞLİLER
Bushed Timing Belt Pulleys

H HATVELİ TRİGER DİŞLİLER — H Timing Belt Pulleys

H-100

Kod (Code)	Tip (Type)	Flanş (Flange)	Burç (bush)	Max. Delik (Bore)	Dp	De	Df	Dm	Di	F	S	R
16 H 100	5F	F26	1108	28	64,68	63,31	70	—	45	31	22	9
18 H 100	5F	F28	1210	32	72,77	71,39	79	—	52	31	25	6
19 H 100	5F	F29	1210	32	76,81	75,44	83	—	56	31	25	6
20 H 100	5F	F30	1210	32	80,55	79,48	87	—	60	31	25	6
21 H 100	5F	F31	1210	32	84,89	83,52	91	—	64	32	25	7
22 H 100	5F	F32	1210	32	88,94	87,56	93	—	67	32	25	7
23 H 100	5F	F33	1610	42	92,98	91,61	97	—	70	32	25	7
24 H 100	5F	F34	1610	42	97,02	95,65	102	—	74	32	25	7
25 H 100	5F	F35	1610	42	101,06	99,69	106	—	77	32	25	7
26 H 100	5F	F36	1610	42	105,11	103,73	112	—	82	32	25	7
27 H 100	5F	F37	1610	42	109,15	107,78	115	—	85	32	25	7
28 H 100	5F	F38	1610	42	113,19	111,82	120	—	90	32	25	7
30 H 100	5F	F40	1610	42	121,28	119,9	128	—	98	32	25	7
32 H 100	5WF	F42	1610	42	129,36	127,99	135	80	106	32	25	7
36 H 100	5WF	F48	1610	42	145,53	144,16	150	92	121	32	25	7
40 H 100	5WF	F52	1610	42	161,7	160,33	168	92	138	32	25	7
44 H 100	3WF	F55	2012	50	177,87	176,5	184	106	152	32	32	—
48 H 100	3WF	F59	2012	50	194,04	192,67	200	106	169	32	32	—
60 H 100	9A	—	2012	50	242,55	241,18	—	92	223	34	32	1
72 H 100	9A	—	2012	50	291,06	289,69	—	92	270	34	32	1
84 H 100	9A	—	2012	50	339,57	338,2	—	92	318	34	32	1
96 H 100	7A	—	2517	60	388,08	386,71	—	106	366	34	45	5,5
120 H 100	7A	—	2517	60	485,1	483,73	—	106	462	34	45	5,5

ardmak

BURÇLU TRİGER DİŞLİLER
Bushed Timing Belt Pulleys

H HATVELİ TRİGER DİŞLİLER — H Timing Belt Pulleys

H-150

Kod (Code)	Tip (Type)	Flanş (Flange)	Burç (bush)	Max. Delik (Bore)	Dp	De	Df	Dm	Di	F	S	R
18 H 150	5F	F28	1210	32	72,77	71,39	79	—	52	45	25	20
19 H 150	5F	F29	1210	32	76,81	75,44	83	—	56	45	25	20
20 H 150	5F	F30	1210	32	80,55	79,48	87	—	60	45	25	20
21 H 150	5F	F31	1210	32	84,89	83,52	91	—	64	45	25	20
22 H 150	5F	F32	1210	32	88,94	87,56	93	—	67	45	25	20
23 H 150	5F	F33	1610	42	92,98	91,61	97	—	70	45	25	20
24 H 150	5F	F34	1610	42	97,02	95,65	102	—	74	45	25	20
25 H 150	5F	F35	1610	42	101,06	99,69	106	—	77	45	25	20
26 H 150	5F	F36	1610	42	105,11	103,73	112	—	82	45	25	20
27 H 150	5F	F37	1610	42	109,15	107,78	115	—	85	45	25	20
28 H 150	5F	F38	1610	42	113,19	111,82	120	—	90	45	25	20
30 H 150	5F	F40	1610	42	121,28	119,9	128	—	98	45	25	20
32 H 150	5WF	F42	1610	42	129,36	127,99	135	80	106	45	25	20
36 H 150	5WF	F48	1610	42	145,53	144,16	150	92	121	45	25	20
40 H 150	5WF	F52	1610	42	161,7	160,33	168	92	138	45	25	20
44 H 150	5WF	F55	2012	50	177,87	176,5	184	106	152	45	32	13
48 H 150	5WF	F59	2012	50	194,04	192,67	200	106	169	45	32	13
60 H 150	9A	—	2012	50	242,55	241,18	—	92	223	46	32	7,5
72 H 150	9A	—	2012	50	291,06	289,69	—	92	270	46	32	7,5
84 H 150	9A	—	2012	50	339,57	338,2	—	92	318	46	32	7,5
96 H 150	9A	—	2517	60	388,08	386,71	—	106	366	46	45	0,5
120 H 150	9A	—	2517	60	485,1	483,73	—	106	462	46	45	0,5



BURÇLU TRİGER DİŞLİLER
Bushed Timing Belt Pulleys

H HATVELİ TRİGER DİŞLİLER — H Timing Belt Pulleys

H200

Kod (Code)	Tip (Type)	Flanş (Flange)	Burç (bush)	Max. Delik (Bore)	Dp	De	Df	Dm	Di	F	S	R
18 H 200	5F	F28	1210	32	72,77	71,39	79	—	52	58	25	33
19 H 200	5F	F29	1210	32	76,81	75,44	83	—	56	58	25	33
20 H 200	5F	F30	1610	42	80,55	79,48	87	—	60	58	25	33
21 H 200	5F	F31	1610	42	84,89	83,52	91	—	64	58	25	33
22 H 200	5F	F32	1610	42	88,94	87,56	93	—	67	58	25	33
23 H 200	5F	F33	1610	42	92,98	91,61	97	—	70	58	25	33
24 H 200	5F	F34	1610	42	97,02	95,65	102	—	74	58	25	33
25 H 200	5F	F35	1610	42	101,06	99,69	106	—	77	58	25	33
26 H 200	5F	F36	1610	42	105,11	103,73	112	—	82	58	25	33
27 H 200	5F	F37	1610	42	109,15	107,78	115	—	85	58	25	33
28 H 200	5F	F38	1610	42	113,19	111,82	120	—	90	58	25	33
30 H 200	5F	F40	1610	42	121,28	119,9	128	—	98	58	25	33
32 H 200	5F	F42	2012	50	129,36	127,99	135	—	106	58	32	26
36 H 200	5WF	F48	2012	50	145,53	144,16	150	102	121	58	32	26
40 H 200	5WF	F52	2012	50	161,7	160,33	168	106	140	58	32	26
44 H 200	5WF	F55	2012	50	177,87	176,5	184	106	150	58	32	26
48 H 200	5WF	F59	2517	60	194,04	192,67	200	119	168	58	45	13
60 H 200	9A	—	2517	60	242,55	241,18	—	119	223	60	45	7,5
72 H 200	9A	—	2517	60	291,06	289,69	—	119	270	60	45	7,5
84 H 200	9A	—	2517	60	339,57	338,2	—	119	318	60	45	7,5
96 H 200	9A	—	2517	60	388,08	386,71	—	119	366	60	45	7,5
120 H 200	9A	—	2517	60	485,1	483,73	—	119	462	60	45	7,5



ardmak

BURÇLU TRİGER DİŞLİLER
Bushed Timing Belt Pulleys

H HATVELİ TRİGER DİŞLİLER — H Timing Belt Pulleys

H-300

Kod (Code)	Tip (Type)	Flanş (Flange)	Burç (bush)	Max. Delik (Bore)	Dp	De	Df	Dm	Di	F	S	R
20 H 300	4F	F31	1615	42	80,85	79,48	87	—	65	84	38	23
21 H 300	4F	F31	1615	42	84,89	83,52	91	—	65	84	38	23
22 H 300	4F	F32	1615	42	88,94	87,56	93	—	67	84	38	23
23 H 300	4F	F33	1615	42	92,98	91,61	97	—	70	84	38	23
24 H 300	4F	F34	1615	42	97,02	95,65	102	—	74	84	38	23
25 H 300	4F	F35	1615	42	101,06	99,69	106	—	77	84	38	23
26 H 300	4F	F36	1615	42	105,11	103,73	112	—	82	84	38	23
27 H 300	4F	F37	2012	50	109,15	107,78	115	—	85	84	32	26
28 H 300	4F	F38	2012	50	113,19	111,82	120	—	90	84	32	26
30 H 300	4F	F40	2012	50	121,28	119,9	128	—	98	84	32	26
32 H 300	4F	F42	2517	60	129,36	127,99	135	—	106	84	45	19,5
36 H 300	4F	F48	2517	60	145,53	144,16	150	—	121	84	45	19,5
40 H 300	4F	F52	2517	60	161,7	160,33	168	—	138	84	45	19,5
44 H 300	4WF	F55	2517	60	177,87	176,5	184	119	150	86	45	20,5
48 H 300	4WF	F59	2517	60	194,04	192,67	200	119	168	86	45	20,5
60 H 300	9A	—	2517	60	242,55	241,18	—	119	223	86	45	20,5
72 H 300	9A	—	2517	60	291,06	289,69	—	119	270	86	45	20,5
84 H 300	9A	—	2517	60	339,57	338,2	—	119	318	86	45	20,5
96 H 300	9A	—	3030	75	388,08	386,71	—	150	366	86	76	5
120 H 300	9A	—	3030	75	485,1	483,73	—	150	462	86	76	5



BURÇLU TRİGER DİŞLİLER
Bushed Timing Belt Pulleys

XH HATVELİ TRİGER DİŞLİLER — XH Timing Belt Pulleys

XH-200

Kod (Code)	Tip (Type)	Flanş (Flange)	Burç (bush)	Max. Delik (Bore)	Dp	De	Df	Dm	Di	F	S	R
18 XH 200	5F	F44	2517	60	127,34	124,55	140	-	95	64	45	19
20 XH 200	5F	F49	2517	60	141,49	138,69	154	-	110	64	45	19
22 XH 200	5F	F52	2517	60	155,64	152,84	168	-	120	64	45	19
24 XH 200	5F	F55	2517	60	169,79	166,99	184	-	135	64	45	19
26 XH 200	5F	F59	2517	60	183,94	181,14	200	-	150	64	45	19
28 XH 200	4WF	F61	2517	60	198,08	195,29	212	120	165	64	45	9,5
30 XH 200	4WF	F62	2517	60	212,23	209,44	226	120	180	64	45	9,5
32 XH 200	4WF	F64	2517	60	226,38	223,59	240	120	195	64	45	9,5
40 XH 200	4WF	F70	3020	75	282,98	280,18	296	160	245	64	51	9,5
48 XH 200	9W	-	3020	75	339,57	336,78	-	160	300	64	51	6,5
60 XH 200	7A	-	3535	90	424,47	421,67	-	190	385	64	89	12,5
72 XH 200	7A	-	3535	90	509,4	506,56	-	190	470	64	89	12,5
84 XH 200	7A	-	3535	90	594,25	591,46	-	190	555	64	89	12,5
96 XH 200	7A	-	3535	90	679,15	676,35	-	190	640	64	89	12,5
120 XH 200	7A	-	3535	90	848,93	846,14	-	190	810	64	89	12,5

XH-300

Kod (Code)	Tip (Type)	Flanş (Flange)	Burç (bush)	Max. Delik (Bore)	Dp	De	Df	Dm	Di	F	S	R
18 XH 300	5F	F44	2517	60	127,34	124,55	140	-	95	90	45	45
20 XH 300	5F	F49	2517	60	141,49	138,69	154	-	110	90	45	45
22 XH 300	5F	F52	2517	60	155,64	152,84	168	-	120	90	45	45
24 XH 300	5F	F55	2517	60	169,79	166,99	184	-	135	90	45	45
26 XH 300	5F	F59	2517	60	183,94	181,14	200	-	150	90	45	45
28 XH 300	5F	F61	3020	75	198,08	195,29	212	120	165	90	51	39
30 XH 300	5F	F62	3020	75	212,23	209,44	226	120	180	90	51	39
32 XH 300	5F	F64	3020	75	226,38	223,59	240	120	195	90	51	39
40 XH 300	4WF	F70	3020	75	282,98	280,18	296	160	245	90	51	19,5
48 XH 300	9A	-	3020	75	339,57	336,78	-	160	300	90	51	19,5
60 XH 300	9A	-	3535	90	424,47	421,67	-	190	385	90	89	0,5
72 XH 300	9A	-	3535	90	509,4	506,56	-	190	470	90	89	0,5
84 XH 300	7A	-	4040	100	594,25	591,46	-	190	555	90	102	6
96 XH 300	7A	-	4040	100	679,15	676,35	-	190	640	90	102	6
120 XH 300	7A	-	4040	100	848,93	846,14	-	190	810	90	102	6

BURÇLU TRİGER DİŞLİLER
Bushed Timing Belt Pulleys

XH HATVELİ TRİGER DİŞLİLER — XH Timing Belt Pulleys

XH-400

Kod (Code)	Tip (Type)	Flanş (Flange)	Burç (bush)	Max. Delik (Bore)	Dp	De	Df	Dm	Di	F	S	R
18 XH 400	5F	F44	2517	60	127,34	124,55	140	-	95	119	45	74
20 XH 400	5F	F49	2517	60	141,49	138,69	154	-	110	119	45	74
22 XH 400	5F	F52	2517	60	155,64	152,84	168	-	120	119	45	74
24 XH 400	5F	F55	3020	75	169,79	166,99	184	-	135	119	51	68
26 XH 400	5F	F59	3020	75	183,94	181,14	200	-	150	119	51	68
28 XH 400	5F	F61	3020	75	198,08	195,29	212	120	165	119	51	68
30 XH 400	5F	F62	3020	75	212,23	209,44	226	120	180	119	51	68
32 XH 400	5F	F64	3020	75	226,38	223,59	240	120	195	119	51	68
40 XH 400	4WF	F70	3535	90	282,98	280,18	296	160	245	119	89	15
48 XH 400	9W	-	3535	90	339,57	336,78	-	160	300	119	89	15
60 XH 400	9A	-	4040	100	424,47	421,67	-	190	385	119	102	8,5
72 XH 400	9A	-	4040	100	509,4	506,56	-	190	470	119	102	8,5
84 XH 400	9A	-	4040	100	594,25	591,46	-	190	555	119	102	8,5
96 XH 400	9A	-	4040	100	679,15	676,35	-	190	640	119	102	8,5
120 XH 400	9A	-	4040	100	848,93	846,14	-	190	810	119	102	8,5

XH Burçlu Triger Dişliler

XH Hatveli burçlu triger dişliler çeşitli ölçülerde imal edilebilmektedir. İçerisine takılan konik burçla istenilen mil çapına göre kolayca monte ve demonte edilebilir. Ayrıca delik işleme kama kanalı açma gibi işlemler yapılmaz. Salgısız ve balanssız olarak monte edilebilir.



ardmak



www.ardmakina.com
ard@ardmakina.com
0332 248 64 60